

2024 Annual Agency Profile - Boone County Council on Aging (NTD ID 50194)

Mailing Address: 2141 HENRY LUCKOW LN
BELVIDERE, IL

Website: <http://www.keenage.org/>

Geographic Coverage

Primary Urbanized/Rural Area Rockford, IL
Service Area Population 53,448
Service Area Sq. Miles 281
Other Areas Served:
 Illinois Non-UZA

Assets

Revenue Vehicles 12
Service Vehicles
Facilities

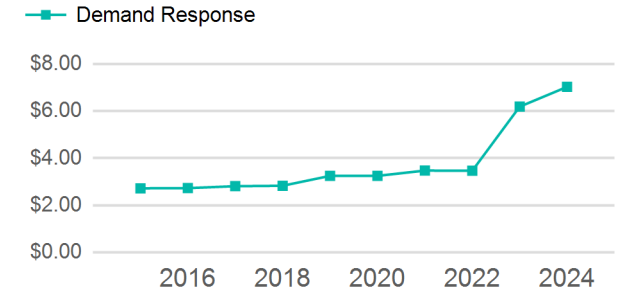
Service Consumed

Annual Unlinked Trips (UPT) 25,688

Service Supplied

Annual Vehicle Revenue Miles (VRM) 111,680
Annual Vehicle Revenue Hours (VRH) 11,331
Vehicles Operated in Maximum Service (VOMS) 7

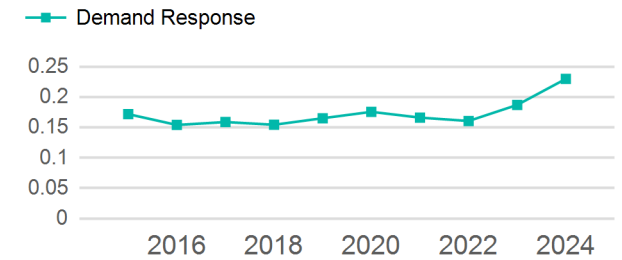
Operating Expenses per Vehicle Revenue Mile



Modal Characteristics

Mode	Annual Unlinked Passenger Trips	Directly Operated VOMS	Purchased Transportation VOMS	Annual Vehicle Revenue Miles	Annual Vehicle Revenue Hours
Demand Response	25,688	7	0	111,680	11,331
Total	25,688	7	0	111,680	11,331

Unlinked Passenger Trip per Vehicle Revenue Mile



Mode	Service Efficiency		Service Effectiveness		
	OE per VRM	OE per VRH	UPT per VRM	UPT per VRH	OE per UPT
Demand Response	\$7.02	\$69.23	0.2	2.3	\$30.54
Total	\$7.02	\$69.23	0.2	2.3	\$30.54

2024 Annual Agency Profile - Boone County Council on Aging (NTD ID 50194)

2024 Funding Breakdown

Summary of Operating Expenses (OE)

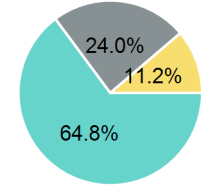
Mode	Operating Expenses	Fare Revenues
Demand Response	\$784,499	\$18,013
Total	\$784,499	\$18,013

Sources of Operating Funds Expended

Directly Generated	\$508,379
Federal Government	\$188,323
Local Government	\$0
State Government	\$87,797
Total Operating Funds Expended	\$784,499

Operating Funding Sources

- Directly Generated
- Federal Government
- Local Government
- State Government



Capital Funding Sources

- Directly Generated
- Federal Government
- Local Government
- State Government

Sources of Capital Funds Expended

Directly Generated	\$0
Federal Government	\$0
Local Government	\$0
State Government	\$0
Total Capital Funds Expended	\$0

2024 Asset Management

Transit Asset Management (TAM) Tier Tier II

TAM Sponsor NTD ID

Metrics

Mode	Average Fleet Age in Years
Demand Response	8.5