

# 2024 Annual Agency Profile - City of Onalaska (NTD ID 50152)

**Mailing Address:** 415 MAIN ST # 150  
ONALASKA, WI

**Website:** <https://cityofonalaska.com/publictransit>

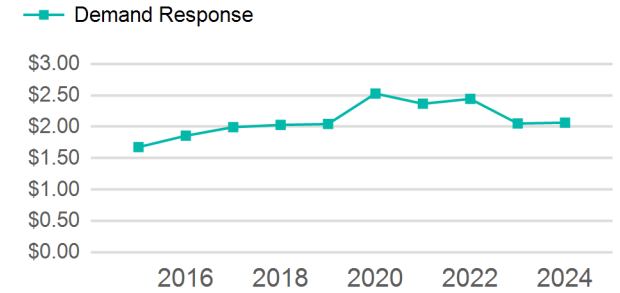
## Geographic Coverage

**Primary Urbanized/Rural Area** La Crosse, WI--MN  
**Service Area Population** 35,037  
**Service Area Sq. Miles** 22  
**Other Areas Served:**

## Service Consumed

**Annual Unlinked Trips (UPT)** 62,716

## Operating Expenses per Vehicle Revenue Mile



## Assets

**Revenue Vehicles** 19  
**Service Vehicles**  
**Facilities**

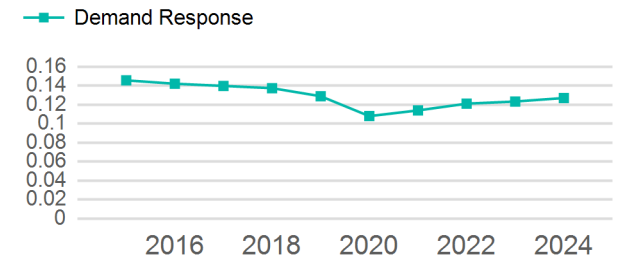
## Service Supplied

**Annual Vehicle Revenue Miles (VRM)** 493,701  
**Annual Vehicle Revenue Hours (VRH)** 31,604  
**Vehicles Operated in Maximum Service (VOMS)** 9

## Modal Characteristics

Mode	Annual Unlinked Passenger Trips	Directly Operated VOMS	Purchased Transportation VOMS	Annual Vehicle Revenue Miles	Annual Vehicle Revenue Hours
Demand Response	62,716	0	9	493,701	31,604
<b>Total</b>	<b>62,716</b>	<b>0</b>	<b>9</b>	<b>493,701</b>	<b>31,604</b>

## Unlinked Passenger Trip per Vehicle Revenue Mile



## Metrics

Mode	Service Efficiency		Service Effectiveness		
	OE per VRM	OE per VRH	UPT per VRM	UPT per VRH	OE per UPT
Demand Response	\$2.07	\$32.26	0.1	2.0	\$16.26
<b>Total</b>	<b>\$2.07</b>	<b>\$32.26</b>	<b>0.1</b>	<b>2.0</b>	<b>\$16.26</b>

# 2024 Annual Agency Profile - City of Onalaska (NTD ID 50152)

## 2024 Funding Breakdown

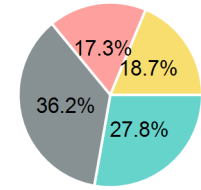
### Summary of Operating Expenses (OE)

Mode	Operating Expenses	Fare Revenues
Demand Response	\$1,019,541	\$291,739
<b>Total</b>	<b>\$1,019,541</b>	<b>\$291,739</b>

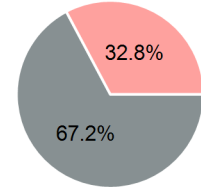
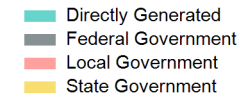
### Sources of Operating Funds Expended

Directly Generated	\$291,739
Federal Government	\$380,131
Local Government	\$181,452
State Government	\$196,219
<b>Total Operating Funds Expended</b>	<b>\$1,049,541</b>

### Operating Funding Sources



### Capital Funding Sources



### Sources of Capital Funds Expended

Directly Generated	\$0
Federal Government	\$202,177
Local Government	\$98,615
State Government	\$0
<b>Total Capital Funds Expended</b>	<b>\$300,792</b>

## 2024 Asset Management

Transit Asset Management (TAM) Tier Tier II

### TAM Sponsor NTD ID

### Metrics

Mode	Average Fleet Age in Years
Demand Response	4.0