

2024 Annual Agency Profile - Opportunity Enterprises, Inc. (NTD ID 50131)

Mailing Address: 2801 EVANS AVE
VALPARAISO, IN

Website: <https://www.oppent.org/transportation>

Geographic Coverage

Primary Urbanized/Rural Area Valparaiso--Shorewood Forest, IN
Service Area Population 173,215
Service Area Sq. Miles 590
Other Areas Served:
 Indiana Non-UZA, Chicago, IL--IN

Assets

Revenue Vehicles 18
Service Vehicles
Facilities

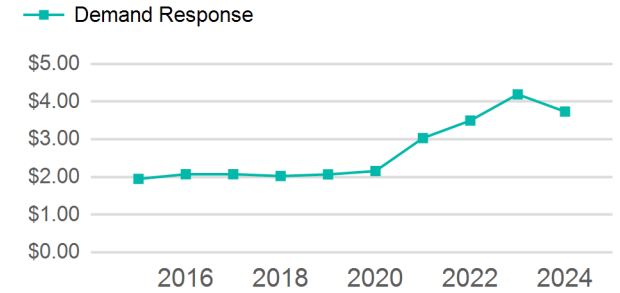
Service Consumed

Annual Unlinked Trips (UPT) 51,580

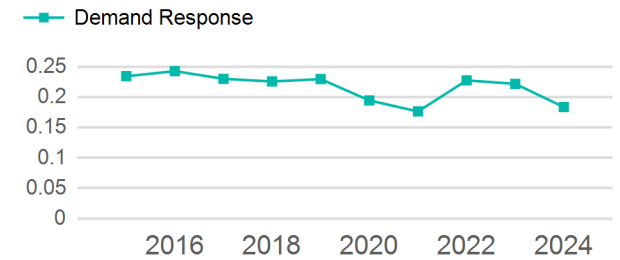
Service Supplied

Annual Vehicle Revenue Miles (VRM) 280,979
Annual Vehicle Revenue Hours (VRH) 15,718
Vehicles Operated in Maximum Service (VOMS) 15

Operating Expenses per Vehicle Revenue Mile



Unlinked Passenger Trip per Vehicle Revenue Mile



Modal Characteristics

Mode	Annual Unlinked Passenger Trips	Directly Operated VOMS	Purchased Transportation VOMS	Annual Vehicle Revenue Miles	Annual Vehicle Revenue Hours
Demand Response	51,580	15	0	280,979	15,718
Total	51,580	15	0	280,979	15,718

Metrics

Service Efficiency

Service Effectiveness

Mode	OE per VRM	OE per VRH	UPT per VRM	UPT per VRH	OE per UPT
Demand Response	\$3.73	\$66.75	0.2	3.3	\$20.34
Total	\$3.73	\$66.75	0.2	3.3	\$20.34

2024 Annual Agency Profile - Opportunity Enterprises, Inc. (NTD ID 50131)

2024 Funding Breakdown

Summary of Operating Expenses (OE)

Mode	Operating Expenses	Fare Revenues
Demand Response	\$1,049,147	\$711,199
Total	\$1,049,147	\$711,199

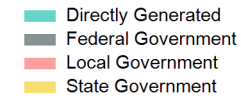
Sources of Operating Funds Expended

Directly Generated	\$711,199
Federal Government	\$121,184
Local Government	\$0
State Government	\$216,764
Total Operating Funds Expended	\$1,049,147

Operating Funding Sources



Capital Funding Sources



Sources of Capital Funds Expended

Directly Generated	\$0
Federal Government	\$0
Local Government	\$0
State Government	\$0
Total Capital Funds Expended	\$0

2024 Asset Management

Transit Asset Management (TAM) Tier Tier II

TAM Sponsor NTD ID

Metrics

Mode	Average Fleet Age in Years
Demand Response	6.4