

2024 Annual Agency Profile - City of Beloit (NTD ID 50109)

Mailing Address: 100 STATE ST
BELOIT, WI

Website: <http://www.beloittransit.com/>

Geographic Coverage

Primary Urbanized/Rural Area: Beloit, WI--IL
 Service Area Population: 37,137
 Service Area Sq. Miles: 16
 Other Areas Served:
 Janesville, WI, Wisconsin Non-UZA

Assets

Revenue Vehicles: 21
 Service Vehicles: 1
 Facilities: 2

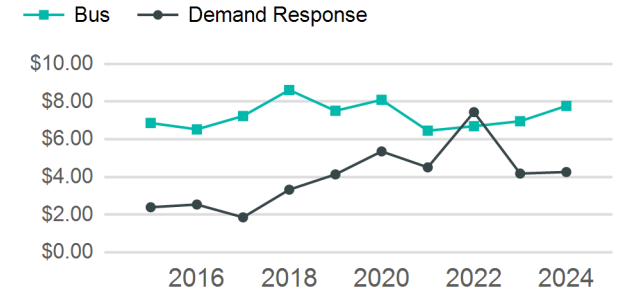
Service Consumed

Annual Unlinked Trips (UPT): 145,071

Service Supplied

Annual Vehicle Revenue Miles (VRM): 311,693
 Annual Vehicle Revenue Hours (VRH): 19,833
 Vehicles Operated in Maximum Service (VOMS): 10

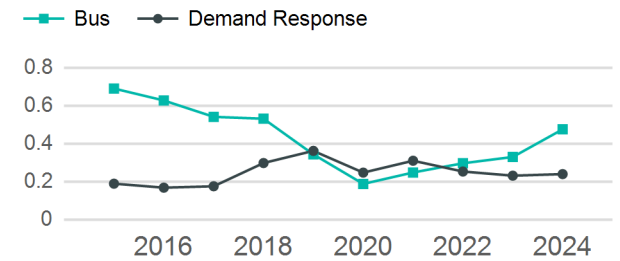
Operating Expenses per Vehicle Revenue Mile



Modal Characteristics

Mode	Annual Unlinked Passenger Trips	Directly Operated VOMS	Purchased Transportation VOMS	Annual Vehicle Revenue Miles	Annual Vehicle Revenue Hours
Bus	141,898	7	0	298,448	19,016
Demand Response	3,173	0	3	13,245	817
Total	145,071	7	3	311,693	19,833

Unlinked Passenger Trip per Vehicle Revenue Mile



Metrics

Service Efficiency

Service Effectiveness

Mode	OE per VRM	OE per VRH	UPT per VRM	UPT per VRH	OE per UPT
Bus	\$7.77	\$121.96	0.5	7.5	\$16.34
Demand Response	\$4.27	\$69.15	0.2	3.9	\$17.80
Total	\$7.62	\$119.78	0.5	7.3	\$16.38

2024 Annual Agency Profile - City of Beloit (NTD ID 50109)

2024 Funding Breakdown

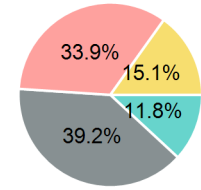
Summary of Operating Expenses (OE)

Mode	Operating Expenses	Fare Revenues
Bus	\$2,319,195	\$94,855
Demand Response	\$56,492	\$29,610
Total	\$2,375,687	\$124,465

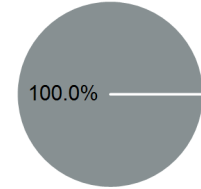
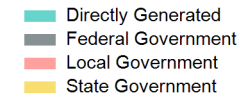
Sources of Operating Funds Expended

Directly Generated	\$281,318
Federal Government	\$931,272
Local Government	\$804,798
State Government	\$358,299
Total Operating Funds Expended	\$2,375,687

Operating Funding Sources



Capital Funding Sources



Sources of Capital Funds Expended

Directly Generated	\$0
Federal Government	\$43,391
Local Government	\$0
State Government	\$0
Total Capital Funds Expended	\$43,391

2024 Asset Management

Transit Asset Management (TAM) Tier Tier II

TAM Sponsor NTD ID

Metrics

Mode	Average Fleet Age in Years
Bus	7.1
Demand Response	0.0