

2024 Annual Agency Profile - North Township of Lake County (NTD ID 50103)

Mailing Address: 5947 HOHMAN AVE
Hammond, IN

Website: <http://www.northtownshiptrustee.com/dial-a-ride/>

Geographic Coverage

Primary Urbanized/Rural Area Chicago, IL--IN
Service Area Population 254,302
Service Area Sq. Miles 499
Other Areas Served:

Assets

Revenue Vehicles 6
Service Vehicles
Facilities

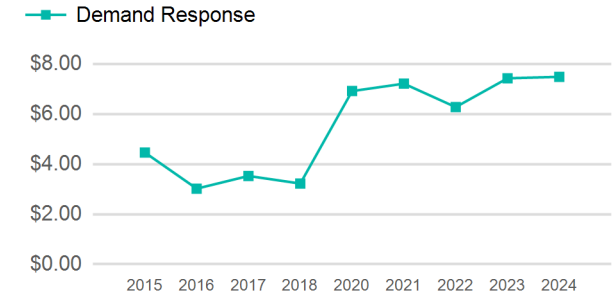
Service Consumed

Annual Unlinked Trips (UPT) 6,074

Service Supplied

Annual Vehicle Revenue Miles (VRM) 54,365
Annual Vehicle Revenue Hours (VRH) 5,916
Vehicles Operated in Maximum Service (VOMS) 6

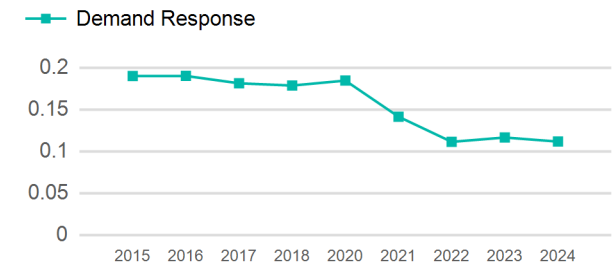
Operating Expenses per Vehicle Revenue Mile



Modal Characteristics

Mode	Annual Unlinked Passenger Trips	Directly Operated VOMS	Purchased Transportation VOMS	Annual Vehicle Revenue Miles	Annual Vehicle Revenue Hours
Demand Response	6,074	6	0	54,365	5,916
Total	6,074	6	0	54,365	5,916

Unlinked Passenger Trip per Vehicle Revenue Mile



Mode	Service Efficiency		Service Effectiveness		
	OE per VRM	OE per VRH	UPT per VRM	UPT per VRH	OE per UPT
Demand Response	\$7.48	\$68.77	0.1	1.0	\$66.98
Total	\$7.48	\$68.77	0.1	1.0	\$66.98

2024 Annual Agency Profile - North Township of Lake County (NTD ID 50103)

2024 Funding Breakdown

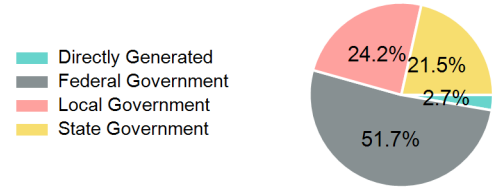
Summary of Operating Expenses (OE)

Mode	Operating Expenses	Fare Revenues
Demand Response	\$406,847	\$0
Total	\$406,847	\$0

Sources of Operating Funds Expended

Directly Generated	\$10,880
Federal Government	\$210,151
Local Government	\$98,403
State Government	\$87,413
Total Operating Funds Expended	\$406,847

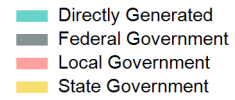
Operating Funding Sources



Capital Funding Sources

Sources of Capital Funds Expended

Directly Generated	\$0
Federal Government	\$0
Local Government	\$0
State Government	\$0
Total Capital Funds Expended	\$0



2024 Asset Management

Transit Asset Management (TAM) Tier Tier II

TAM Sponsor NTD ID

Metrics

Mode	Average Fleet Age in Years
Demand Response	6.8