

# 2024 Annual Agency Profile - Forest County Potawatomi Community (NTD ID 50014)

**Mailing Address:** 5416 EVERYBODYS RD  
CRANDON, WI

**Website:** <https://transit.fcpotawatomi.com>

## Geographic Coverage

**Primary Urbanized/Rural Area** Wisconsin Non-UZA  
**Other Areas Served:**

## Assets

**Revenue Vehicles** 14  
**Service Vehicles** 1  
**Facilities** 1

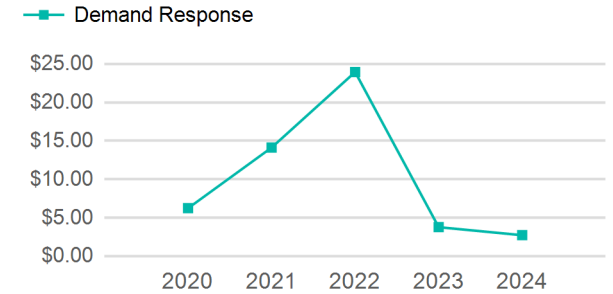
## Service Consumed

**Annual Unlinked Trips (UPT)** 17,153

## Service Supplied

**Annual Vehicle Revenue Miles (VRM)** 110,595  
**Annual Vehicle Revenue Hours (VRH)** 5,487  
**Vehicles Operated in Maximum Service (VOMS)** 10

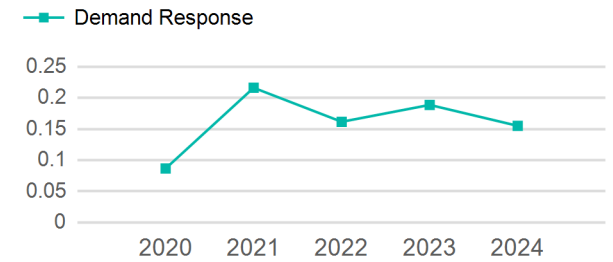
## Operating Expenses per Vehicle Revenue Mile



## Modal Characteristics

Mode	Annual Unlinked Passenger Trips	Directly Operated VOMS	Purchased Transportation VOMS	Annual Vehicle Revenue Miles	Annual Vehicle Revenue Hours
Demand Response	17,153	10	0	110,595	5,487
<b>Total</b>	<b>17,153</b>	<b>10</b>	<b>0</b>	<b>110,595</b>	<b>5,487</b>

## Unlinked Passenger Trip per Vehicle Revenue Mile



## Metrics

### Service Efficiency

### Service Effectiveness

Mode	OE per VRM	OE per VRH	UPT per VRM	UPT per VRH	OE per UPT
Demand Response	\$2.75	\$55.44	0.2	3.1	\$17.73
<b>Total</b>	<b>\$2.75</b>	<b>\$55.44</b>	<b>0.2</b>	<b>3.1</b>	<b>\$17.73</b>

# 2024 Annual Agency Profile - Forest County Potawatomi Community (NTD ID 50014)

## 2024 Funding Breakdown

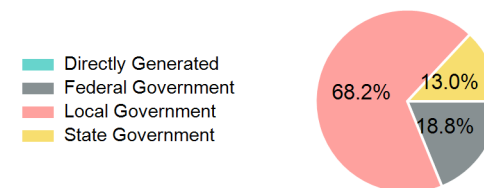
### Summary of Operating Expenses (OE)

Mode	Operating Expenses	Fare Revenues
Demand Response	\$304,173	\$0
<b>Total</b>	<b>\$304,173</b>	<b>\$0</b>

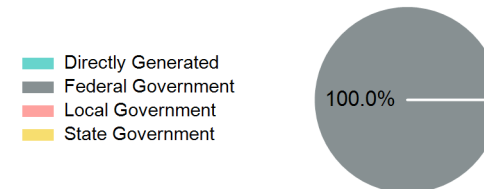
### Sources of Operating Funds Expended

Directly Generated	\$0
Federal Government	\$57,278
Local Government	\$207,295
State Government	\$39,600
<b>Total Operating Funds Expended</b>	<b>\$304,173</b>

### Operating Funding Sources



### Capital Funding Sources



### Sources of Capital Funds Expended

Directly Generated	\$0
Federal Government	\$91,672
Local Government	\$0
State Government	\$0
<b>Total Capital Funds Expended</b>	<b>\$91,672</b>

## 2024 Asset Management

Transit Asset Management (TAM) Tier Tier II

TAM Sponsor NTD ID

### Metrics

Mode	Average Fleet Age in Years
Demand Response	6.6