

# 2024 Annual Agency Profile - Central Mississippi, Incorporated (NTD ID 44979)

Mailing Address: 108 S FRONT ST  
WINONA, MS

Website: cmicsp.org

## Service Consumed

Annual Unlinked Trips (UPT) 5,940

## Service Supplied

Annual Vehicle Revenue Miles (VRM) 256,865

Annual Vehicle Revenue Hours (VRH) 8,160

Vehicles Operated in Maximum Service (VOMS) 6

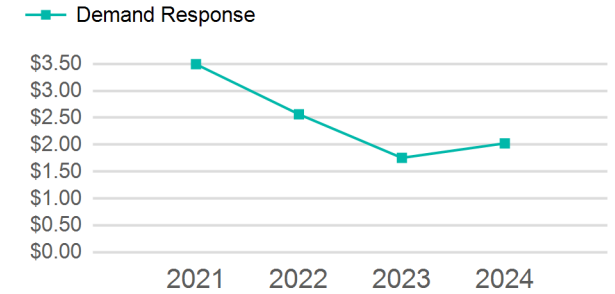
## Assets

Revenue Vehicles 11

Service Vehicles

Facilities

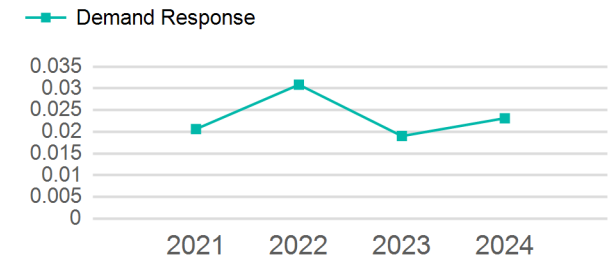
## Operating Expenses per Vehicle Revenue Mile



## Modal Characteristics

Mode	Annual Unlinked Passenger Trips	Directly Operated VOMS	Purchased Transportation VOMS	Annual Vehicle Revenue Miles	Annual Vehicle Revenue Hours
Demand Response	5,940	6	0	256,865	8,160
<b>Total</b>	<b>5,940</b>	<b>6</b>	<b>0</b>	<b>256,865</b>	<b>8,160</b>

## Unlinked Passenger Trip per Vehicle Revenue Mile



## Metrics

Mode	Service Efficiency		Service Effectiveness		
	OE per VRM	OE per VRH	UPT per VRM	UPT per VRH	OE per UPT
Demand Response	\$2.03	\$63.76	0.0	0.7	\$87.59
<b>Total</b>	<b>\$2.03</b>	<b>\$63.76</b>	<b>0.0</b>	<b>0.7</b>	<b>\$87.59</b>

# 2024 Annual Agency Profile - Central Mississippi, Incorporated (NTD ID 44979)

## 2024 Funding Breakdown

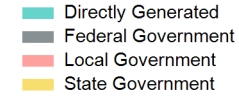
### Summary of Operating Expenses (OE)

Mode	Operating Expenses	Fare Revenues
Demand Response	\$520,300	\$2,258
<b>Total</b>	<b>\$520,300</b>	<b>\$2,258</b>

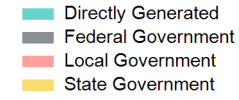
### Sources of Operating Funds Expended

Directly Generated	\$69,834
Federal Government	\$324,058
Local Government	\$126,408
State Government	\$0
<b>Total Operating Funds Expended</b>	<b>\$520,300</b>

### Operating Funding Sources



### Capital Funding Sources



### Sources of Capital Funds Expended

Directly Generated	\$4,521
Federal Government	\$18,084
Local Government	\$0
State Government	\$0
<b>Total Capital Funds Expended</b>	<b>\$22,605</b>

## 2024 Asset Management

Transit Asset Management (TAM) Tier Tier II

TAM Sponsor NTD ID

### Metrics

Mode	Average Fleet Age in Years
Demand Response	3.5