

# 2024 Annual Agency Profile - Noxubee County Human Resource Agency (NTD ID 44948)

**Mailing Address:** 505 S JEFFERSON ST  
MACON, MS

**Website:** [https://npidb.org/organizations/transportation\\_services/non-emergency-medical-transport-van\\_343900000x/1043706765.aspx](https://npidb.org/organizations/transportation_services/non-emergency-medical-transport-van_343900000x/1043706765.aspx)

## Service Consumed

**Annual Unlinked Trips (UPT)** 3,227

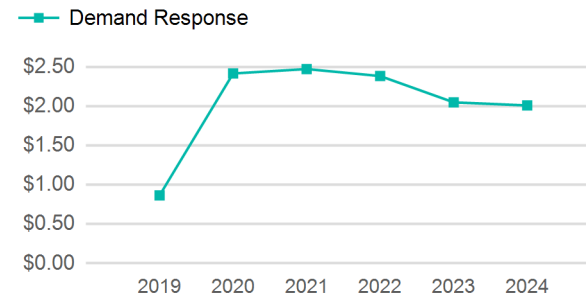
## Service Supplied

**Annual Vehicle Revenue Miles (VRM)** 121,777

**Annual Vehicle Revenue Hours (VRH)** 4,725

**Vehicles Operated in Maximum Service (VOMS)** 7

## Operating Expenses per Vehicle Revenue Mile



## Assets

**Revenue Vehicles** 12

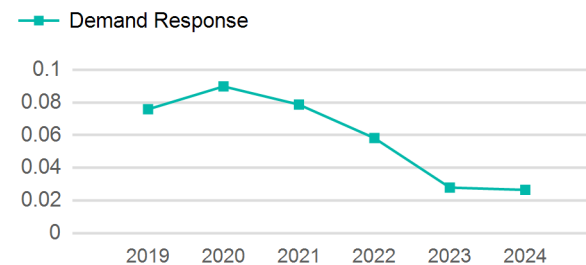
**Service Vehicles**

**Facilities**

## Modal Characteristics

Mode	Annual Unlinked Passenger Trips	Directly Operated VOMS	Purchased Transportation VOMS	Annual Vehicle Revenue Miles	Annual Vehicle Revenue Hours
Demand Response	3,227	7	0	121,777	4,725
<b>Total</b>	<b>3,227</b>	<b>7</b>	<b>0</b>	<b>121,777</b>	<b>4,725</b>

## Unlinked Passenger Trip per Vehicle Revenue Mile



## Metrics

### Service Efficiency

### Service Effectiveness

Mode	OE per VRM	OE per VRH	UPT per VRM	UPT per VRH	OE per UPT
Demand Response	\$2.01	\$51.78	0.0	0.7	\$75.82
<b>Total</b>	<b>\$2.01</b>	<b>\$51.78</b>	<b>0.0</b>	<b>0.7</b>	<b>\$75.82</b>

# 2024 Annual Agency Profile - Noxubee County Human Resource Agency (NTD ID 44948)

## 2024 Funding Breakdown

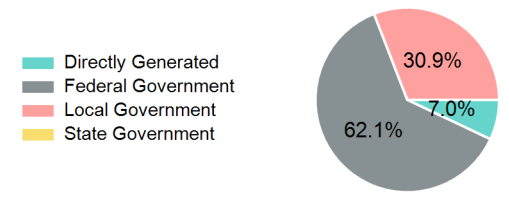
### Summary of Operating Expenses (OE)

Mode	Operating Expenses	Fare Revenues
Demand Response	\$244,674	\$10,032
<b>Total</b>	<b>\$244,674</b>	<b>\$10,032</b>

### Sources of Operating Funds Expended

Directly Generated	\$17,130
Federal Government	\$151,931
Local Government	\$75,613
State Government	\$0
<b>Total Operating Funds Expended</b>	<b>\$244,674</b>

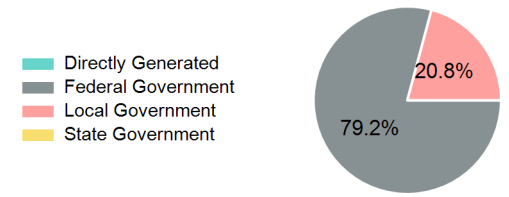
### Operating Funding Sources



### Sources of Capital Funds Expended

Directly Generated	\$0
Federal Government	\$59,377
Local Government	\$15,635
State Government	\$0
<b>Total Capital Funds Expended</b>	<b>\$75,012</b>

### Capital Funding Sources



## 2024 Asset Management

Transit Asset Management (TAM) Tier Tier II

### TAM Sponsor NTD ID

### Metrics

Mode	Average Fleet Age in Years
Demand Response	8.4