

# 2024 Annual Agency Profile - City of Scottsville (NTD ID 44944)

**Mailing Address:** 201 W MAIN ST STE 8  
SCOTTSVILLE, KY

**Website:** <https://www.cityofscottsville.org/departments/city-transit>

## Service Consumed

Annual Unlinked Trips (UPT) 8,291

## Service Supplied

Annual Vehicle Revenue Miles (VRM) 30,288

Annual Vehicle Revenue Hours (VRH) 2,323

Vehicles Operated in Maximum Service (VOMS) 2

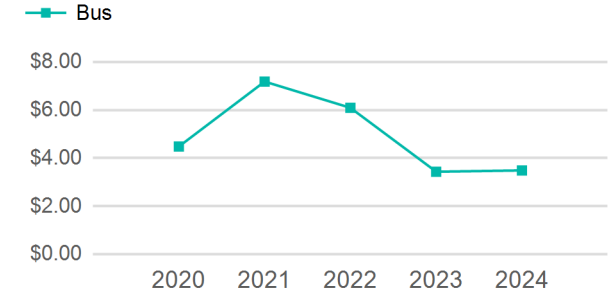
## Assets

Revenue Vehicles 2

Service Vehicles

Facilities

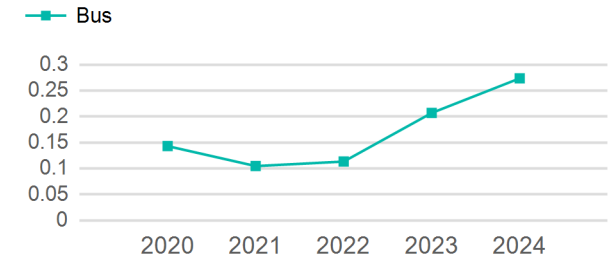
## Operating Expenses per Vehicle Revenue Mile



## Modal Characteristics

Mode	Annual Unlinked Passenger Trips	Directly Operated VOMS	Purchased Transportation VOMS	Annual Vehicle Revenue Miles	Annual Vehicle Revenue Hours
Bus	8,291	2	0	30,288	2,323
<b>Total</b>	<b>8,291</b>	<b>2</b>	<b>0</b>	<b>30,288</b>	<b>2,323</b>

## Unlinked Passenger Trip per Vehicle Revenue Mile



## Metrics

### Service Efficiency

### Service Effectiveness

Mode	OE per VRM	OE per VRH	UPT per VRM	UPT per VRH	OE per UPT
Bus	\$3.49	\$45.50	0.3	3.6	\$12.75
<b>Total</b>	<b>\$3.49</b>	<b>\$45.50</b>	<b>0.3</b>	<b>3.6</b>	<b>\$12.75</b>

# 2024 Annual Agency Profile - City of Scottsville (NTD ID 44944)

## 2024 Funding Breakdown

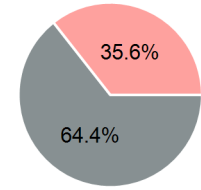
### Summary of Operating Expenses (OE)

Mode	Operating Expenses	Fare Revenues
Bus	\$105,692	\$0
<b>Total</b>	<b>\$105,692</b>	<b>\$0</b>

### Sources of Operating Funds Expended

Directly Generated	\$0
Federal Government	\$68,025
Local Government	\$37,667
State Government	\$0
<b>Total Operating Funds Expended</b>	<b>\$105,692</b>

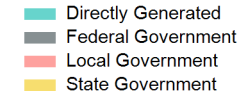
### Operating Funding Sources



### Capital Funding Sources

### Sources of Capital Funds Expended

Directly Generated	\$0
Federal Government	\$0
Local Government	\$0
State Government	\$0
<b>Total Capital Funds Expended</b>	<b>\$0</b>



## 2024 Asset Management

Transit Asset Management (TAM) Tier Tier II

TAM Sponsor NTD ID

### Metrics

Mode	Average Fleet Age in Years
Bus	3.5