

2024 Annual Agency Profile - Central Florida Regional Planning Council (NTD ID 44938)

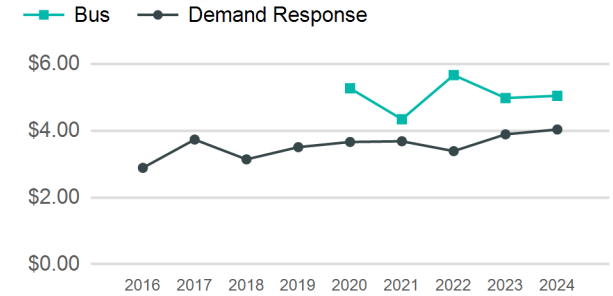
Mailing Address: 555 E CHURCH ST
Bartow, FL

Website: www.cfrpc.org

Service Consumed

Annual Unlinked Trips (UPT) 80,373

Operating Expenses per Vehicle Revenue Mile



Assets

Revenue Vehicles 32
Service Vehicles
Facilities

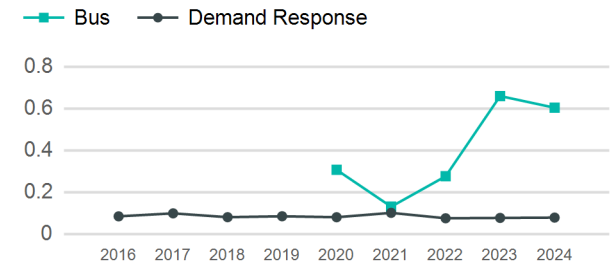
Service Supplied

Annual Vehicle Revenue Miles (VRM) 717,143
Annual Vehicle Revenue Hours (VRH) 43,859
Vehicles Operated in Maximum Service (VOMS) 26

Modal Characteristics

Mode	Annual Unlinked Passenger Trips	Directly Operated VOMS	Purchased Transportation VOMS	Annual Vehicle Revenue Miles	Annual Vehicle Revenue Hours
Bus	27,364	2	0	45,302	3,754
Demand Response	53,009	24	0	671,841	40,105
Total	80,373	26	0	717,143	43,859

Unlinked Passenger Trip per Vehicle Revenue Mile



Metrics

Service Efficiency

Service Effectiveness

Mode	OE per VRM	OE per VRH	UPT per VRM	UPT per VRH	OE per UPT
Bus	\$5.04	\$60.86	0.6	7.3	\$8.35
Demand Response	\$4.04	\$67.61	0.1	1.3	\$51.15
Total	\$4.10	\$67.03	0.1	1.8	\$36.58

2024 Annual Agency Profile - Central Florida Regional Planning Council (NTD ID 44938)

2024 Funding Breakdown

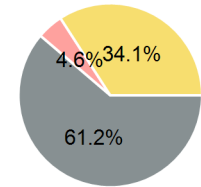
Summary of Operating Expenses (OE)

Mode	Operating Expenses	Fare Revenues
Bus	\$228,483	\$0
Demand Response	\$2,711,567	\$0
Total	\$2,940,050	\$0

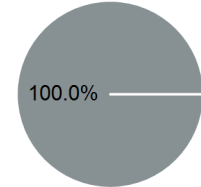
Sources of Operating Funds Expended

Directly Generated	\$0
Federal Government	\$1,800,054
Local Government	\$136,077
State Government	\$1,003,919
Total Operating Funds Expended	\$2,940,050

Operating Funding Sources



Capital Funding Sources



Sources of Capital Funds Expended

Directly Generated	\$0
Federal Government	\$23,050
Local Government	\$0
State Government	\$0
Total Capital Funds Expended	\$23,050

2024 Asset Management

Transit Asset Management (TAM) Tier Tier II

TAM Sponsor NTD ID

Metrics

Mode	Average Fleet Age in Years
Bus	5.0
Demand Response	5.1