

2024 Annual Agency Profile - West Alabama Rural Public Transportation (NTD ID 44926)

Mailing Address: 500 E WASHINGTON ST
DEMOPOLIS, AL

Website: <https://www.westalpt.com/>

Service Consumed

Annual Unlinked Trips (UPT) 272,406

Service Supplied

Annual Vehicle Revenue Miles (VRM) 795,616

Annual Vehicle Revenue Hours (VRH) 83,247

Vehicles Operated in Maximum Service (VOMS) 32

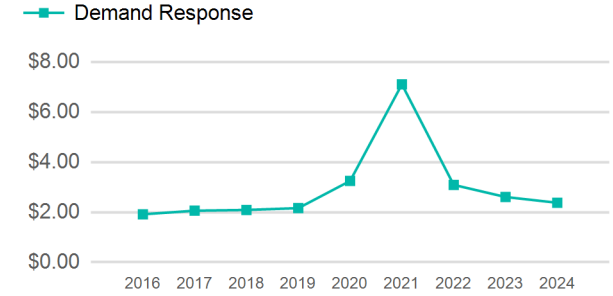
Assets

Revenue Vehicles 48

Service Vehicles 2

Facilities

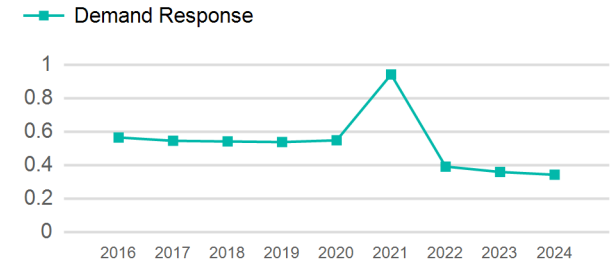
Operating Expenses per Vehicle Revenue Mile



Modal Characteristics

Mode	Annual Unlinked Passenger Trips	Directly Operated VOMS	Purchased Transportation VOMS	Annual Vehicle Revenue Miles	Annual Vehicle Revenue Hours
Demand Response	272,406	32	0	795,616	83,247
Total	272,406	32	0	795,616	83,247

Unlinked Passenger Trip per Vehicle Revenue Mile



Mode	Service Efficiency		Service Effectiveness		
	OE per VRM	OE per VRH	UPT per VRM	UPT per VRH	OE per UPT
Demand Response	\$2.38	\$22.70	0.3	3.3	\$6.94
Total	\$2.38	\$22.70	0.3	3.3	\$6.94

2024 Annual Agency Profile - West Alabama Rural Public Transportation (NTD ID 44926)

2024 Funding Breakdown

Summary of Operating Expenses (OE)

Mode	Operating Expenses	Fare Revenues
Demand Response	\$1,889,909	\$52,017
Total	\$1,889,909	\$52,017

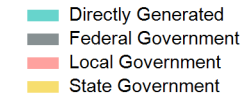
Sources of Operating Funds Expended

Directly Generated	\$52,017
Federal Government	\$741,419
Local Government	\$1,096,473
State Government	\$0
Total Operating Funds Expended	\$1,889,909

Operating Funding Sources



Capital Funding Sources



Sources of Capital Funds Expended

Directly Generated	\$0
Federal Government	\$0
Local Government	\$179,831
State Government	\$0
Total Capital Funds Expended	\$179,831

2024 Asset Management

Transit Asset Management (TAM) Tier Tier II

TAM Sponsor NTD ID

Metrics

Mode	Average Fleet Age in Years
Demand Response	14.9