

# 2024 Annual Agency Profile - Bleckley County (NTD ID 41196)

Mailing Address: 112 N 2ND ST  
COCHRAN, GA

Website: <https://bleckley.org/info/documents/>

## Service Consumed

Annual Unlinked Trips (UPT) 2,548

## Service Supplied

Annual Vehicle Revenue Miles (VRM) 31,731

Annual Vehicle Revenue Hours (VRH) 2,118

Vehicles Operated in Maximum Service (VOMS) 3

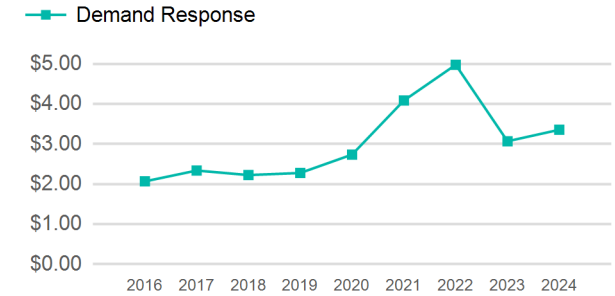
## Assets

Revenue Vehicles 3

Service Vehicles

Facilities

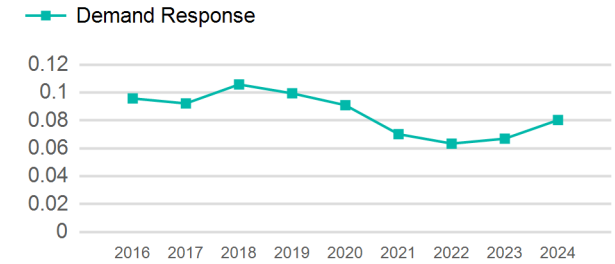
## Operating Expenses per Vehicle Revenue Mile



## Modal Characteristics

Mode	Annual Unlinked Passenger Trips	Directly Operated VOMS	Purchased Transportation VOMS	Annual Vehicle Revenue Miles	Annual Vehicle Revenue Hours
Demand Response	2,548	0	3	31,731	2,118
<b>Total</b>	<b>2,548</b>	<b>0</b>	<b>3</b>	<b>31,731</b>	<b>2,118</b>

## Unlinked Passenger Trip per Vehicle Revenue Mile



Mode	Service Efficiency		Service Effectiveness		
	OE per VRM	OE per VRH	UPT per VRM	UPT per VRH	OE per UPT
Demand Response	\$3.36	\$50.29	0.1	1.2	\$41.80
<b>Total</b>	<b>\$3.36</b>	<b>\$50.29</b>	<b>0.1</b>	<b>1.2</b>	<b>\$41.80</b>

# 2024 Annual Agency Profile - Bleckley County (NTD ID 41196)

## 2024 Funding Breakdown

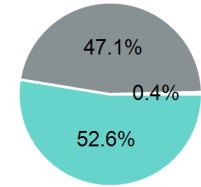
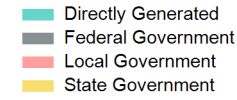
### Summary of Operating Expenses (OE)

Mode	Operating Expenses	Fare Revenues
Demand Response	\$106,508	\$6,253
<b>Total</b>	<b>\$106,508</b>	<b>\$6,253</b>

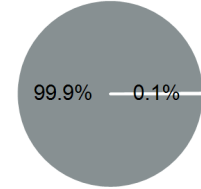
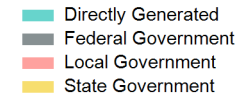
### Sources of Operating Funds Expended

Directly Generated	\$55,991
Federal Government	\$50,126
Local Government	\$391
State Government	\$0
<b>Total Operating Funds Expended</b>	<b>\$106,508</b>

### Operating Funding Sources



### Capital Funding Sources



### Sources of Capital Funds Expended

Directly Generated	\$0
Federal Government	\$217,726
Local Government	\$0
State Government	\$293
<b>Total Capital Funds Expended</b>	<b>\$218,019</b>

## 2024 Asset Management

Transit Asset Management (TAM) Tier Tier II

TAM Sponsor NTD ID

### Metrics

Mode	Average Fleet Age in Years
Demand Response	2.3