

2024 Annual Agency Profile - Bolivar County Council On Aging, Inc. (NTD ID 41192)

Mailing Address: 800 S DAVIS AVE
CLEVELAND, MS

Website: <http://www.bccoatranst.org>

Service Consumed

Annual Unlinked Trips (UPT) 71,489

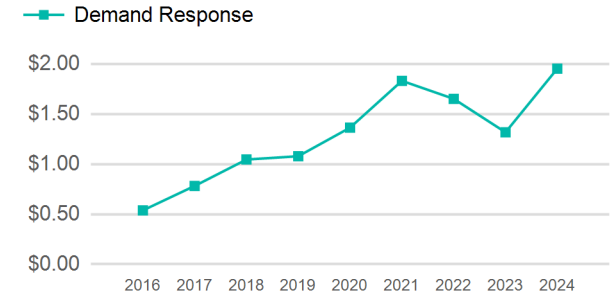
Assets

Revenue Vehicles 66
Service Vehicles 1
Facilities 1

Service Supplied

Annual Vehicle Revenue Miles (VRM) 1,195,214
Annual Vehicle Revenue Hours (VRH) 49,901
Vehicles Operated in Maximum Service (VOMS) 37

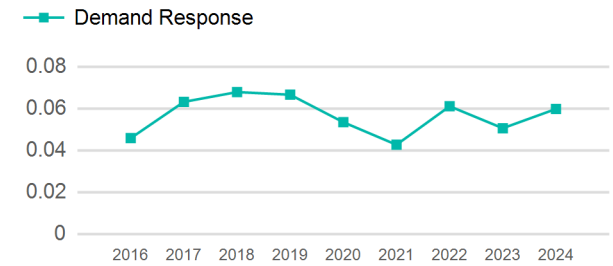
Operating Expenses per Vehicle Revenue Mile



Modal Characteristics

Mode	Annual Unlinked Passenger Trips	Directly Operated VOMS	Purchased Transportation VOMS	Annual Vehicle Revenue Miles	Annual Vehicle Revenue Hours
Demand Response	71,489	37	0	1,195,214	49,901
Total	71,489	37	0	1,195,214	49,901

Unlinked Passenger Trip per Vehicle Revenue Mile



Mode	Service Efficiency		Service Effectiveness		
	OE per VRM	OE per VRH	UPT per VRM	UPT per VRH	OE per UPT
Demand Response	\$1.95	\$46.76	0.1	1.4	\$32.64
Total	\$1.95	\$46.76	0.1	1.4	\$32.64

2024 Annual Agency Profile - Bolivar County Council On Aging, Inc. (NTD ID 41192)

2024 Funding Breakdown

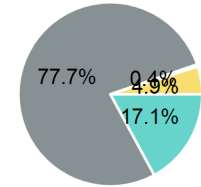
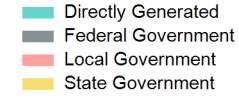
Summary of Operating Expenses (OE)

Mode	Operating Expenses	Fare Revenues
Demand Response	\$2,333,469	\$311,493
Total	\$2,333,469	\$311,493

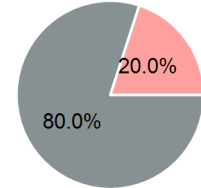
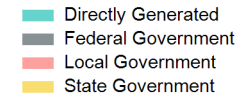
Sources of Operating Funds Expended

Directly Generated	\$398,357
Federal Government	\$1,812,354
Local Government	\$9,049
State Government	\$113,709
Total Operating Funds Expended	\$2,333,469

Operating Funding Sources



Capital Funding Sources



Sources of Capital Funds Expended

Directly Generated	\$0
Federal Government	\$676,782
Local Government	\$169,195
State Government	\$0
Total Capital Funds Expended	\$845,977

2024 Asset Management

Transit Asset Management (TAM) Tier Tier II

TAM Sponsor NTD ID

Metrics

Mode	Average Fleet Age in Years
Demand Response	5.4