

2024 Annual Agency Profile - Thomas County (NTD ID 41185)

Mailing Address: 116 W JEFFERSON ST
THOMASVILLE, GA

Website: <https://thomascountyboc.org/transit-service>

Service Consumed

Annual Unlinked Trips (UPT) 52,435

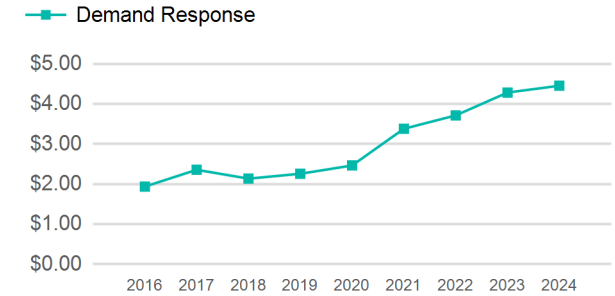
Assets

Revenue Vehicles 19
Service Vehicles
Facilities 1

Service Supplied

Annual Vehicle Revenue Miles (VRM) 298,698
Annual Vehicle Revenue Hours (VRH) 19,245
Vehicles Operated in Maximum Service (VOMS) 15

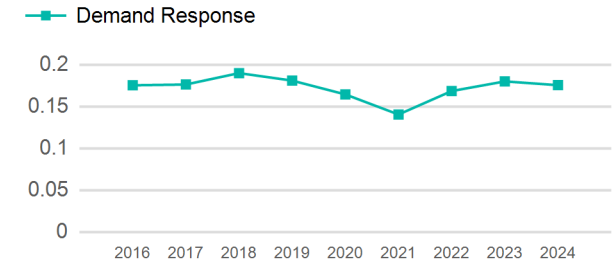
Operating Expenses per Vehicle Revenue Mile



Modal Characteristics

Mode	Annual Unlinked Passenger Trips	Directly Operated VOMS	Purchased Transportation VOMS	Annual Vehicle Revenue Miles	Annual Vehicle Revenue Hours
Demand Response	52,435	15	0	298,698	19,245
Total	52,435	15	0	298,698	19,245

Unlinked Passenger Trip per Vehicle Revenue Mile



Mode	Service Efficiency		Service Effectiveness		
	OE per VRM	OE per VRH	UPT per VRM	UPT per VRH	OE per UPT
Demand Response	\$4.45	\$69.13	0.2	2.7	\$25.37
Total	\$4.45	\$69.13	0.2	2.7	\$25.37

2024 Annual Agency Profile - Thomas County (NTD ID 41185)

2024 Funding Breakdown

Summary of Operating Expenses (OE)

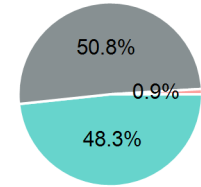
Mode	Operating Expenses	Fare Revenues
Demand Response	\$1,330,499	\$28,079
Total	\$1,330,499	\$28,079

Sources of Operating Funds Expended

Directly Generated	\$642,844
Federal Government	\$675,267
Local Government	\$12,388
State Government	\$0
Total Operating Funds Expended	\$1,330,499

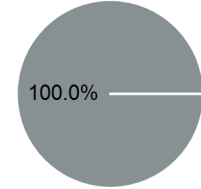
Operating Funding Sources

- Directly Generated
- Federal Government
- Local Government
- State Government



Capital Funding Sources

- Directly Generated
- Federal Government
- Local Government
- State Government



Sources of Capital Funds Expended

Directly Generated	\$0
Federal Government	\$538,450
Local Government	\$0
State Government	\$0
Total Capital Funds Expended	\$538,450

2024 Asset Management

Transit Asset Management (TAM) Tier Tier II

TAM Sponsor NTD ID

Metrics

Mode	Average Fleet Age in Years
Demand Response	5.6