

2024 Annual Agency Profile - Walker County Commission (NTD ID 41173)

Mailing Address: 1801 3RD AVE S STE 113
JASPER, AL

Website: <https://walkercountytransportationsystem.org>

Service Consumed

Annual Unlinked Trips (UPT) 9,347

Service Supplied

Annual Vehicle Revenue Miles (VRM) 47,369

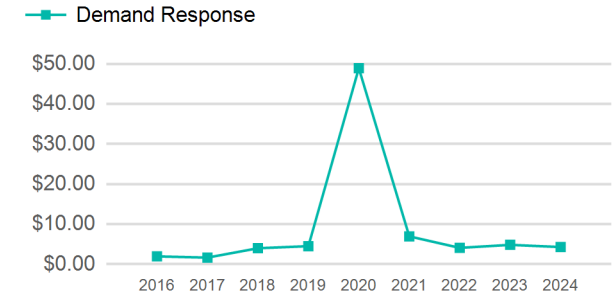
Annual Vehicle Revenue Hours (VRH) 2,703

Vehicles Operated in Maximum Service (VOMS) 6

Assets

Revenue Vehicles 9
Service Vehicles
Facilities

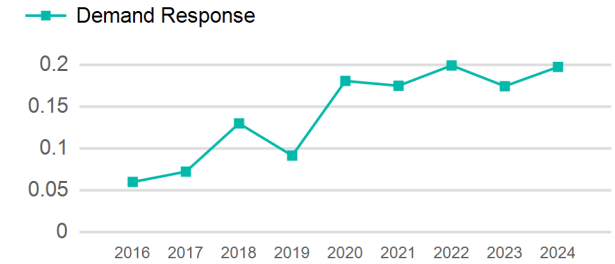
Operating Expenses per Vehicle Revenue Mile



Modal Characteristics

Mode	Annual Unlinked Passenger Trips	Directly Operated VOMS	Purchased Transportation VOMS	Annual Vehicle Revenue Miles	Annual Vehicle Revenue Hours
Demand Response	9,347	6	0	47,369	2,703
Total	9,347	6	0	47,369	2,703

Unlinked Passenger Trip per Vehicle Revenue Mile



Mode	Service Efficiency		Service Effectiveness		
	OE per VRM	OE per VRH	UPT per VRM	UPT per VRH	OE per UPT
Demand Response	\$4.29	\$75.23	0.2	3.5	\$21.75
Total	\$4.29	\$75.23	0.2	3.5	\$21.75

2024 Annual Agency Profile - Walker County Commission (NTD ID 41173)

2024 Funding Breakdown

Summary of Operating Expenses (OE)

Mode	Operating Expenses	Fare Revenues
Demand Response	\$203,334	\$28,125
Total	\$203,334	\$28,125

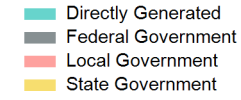
Sources of Operating Funds Expended

Directly Generated	\$28,125
Federal Government	\$152,497
Local Government	\$22,712
State Government	\$0
Total Operating Funds Expended	\$203,334

Operating Funding Sources



Capital Funding Sources



Sources of Capital Funds Expended

Directly Generated	\$0
Federal Government	\$181,561
Local Government	\$1,416
State Government	\$0
Total Capital Funds Expended	\$182,977

2024 Asset Management

Transit Asset Management (TAM) Tier Tier II

TAM Sponsor NTD ID

Metrics

Mode	Average Fleet Age in Years
Demand Response	4.0