

2024 Annual Agency Profile - Bladen County (NTD ID 41166)

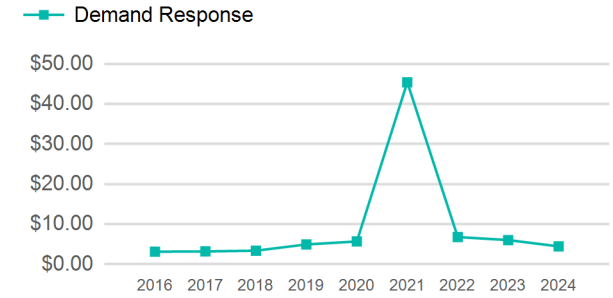
Mailing Address: 608 MCLEOD ST
ELIZABETHTOWN, NC

Website: http://www.bladenc.govoffice3.com/index.asp?SEC=8FF52E1F-52D7-4888-9734-3B865C8614D5&Type=B_BASIC

Service Consumed

Annual Unlinked Trips (UPT) 14,004

Operating Expenses per Vehicle Revenue Mile



Assets

Revenue Vehicles 9
Service Vehicles
Facilities

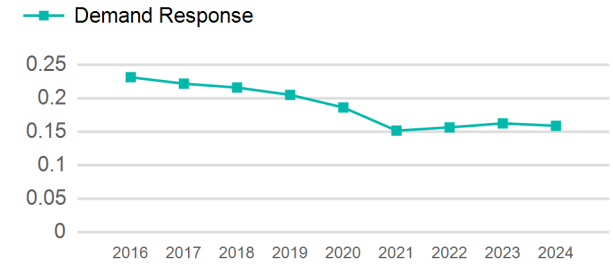
Service Supplied

Annual Vehicle Revenue Miles (VRM) 88,209
Annual Vehicle Revenue Hours (VRH) 3,886
Vehicles Operated in Maximum Service (VOMS) 5

Modal Characteristics

Mode	Annual Unlinked Passenger Trips	Directly Operated VOMS	Purchased Transportation VOMS	Annual Vehicle Revenue Miles	Annual Vehicle Revenue Hours
Demand Response	14,004	5	0	88,209	3,886
Total	14,004	5	0	88,209	3,886

Unlinked Passenger Trip per Vehicle Revenue Mile



Mode	Service Efficiency		Service Effectiveness		
	OE per VRM	OE per VRH	UPT per VRM	UPT per VRH	OE per UPT
Demand Response	\$4.46	\$101.33	0.2	3.6	\$28.12
Total	\$4.46	\$101.33	0.2	3.6	\$28.12

2024 Annual Agency Profile - Bladen County (NTD ID 41166)

2024 Funding Breakdown

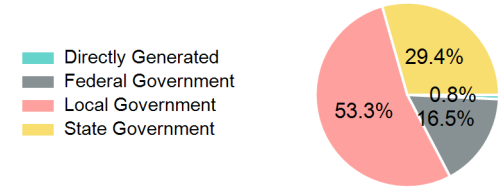
Summary of Operating Expenses (OE)

Mode	Operating Expenses	Fare Revenues
Demand Response	\$393,769	\$2,965
Total	\$393,769	\$2,965

Sources of Operating Funds Expended

Directly Generated	\$2,965
Federal Government	\$65,151
Local Government	\$209,808
State Government	\$115,845
Total Operating Funds Expended	\$393,769

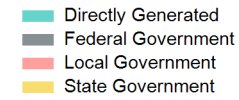
Operating Funding Sources



Capital Funding Sources

Sources of Capital Funds Expended

Directly Generated	\$0
Federal Government	\$0
Local Government	\$0
State Government	\$0
Total Capital Funds Expended	\$0



2024 Asset Management

Transit Asset Management (TAM) Tier Tier II

TAM Sponsor NTD ID

Metrics

Mode	Average Fleet Age in Years
Demand Response	8.1