

2024 Annual Agency Profile - Central Kentucky Community Action Council (NTD ID 41165)

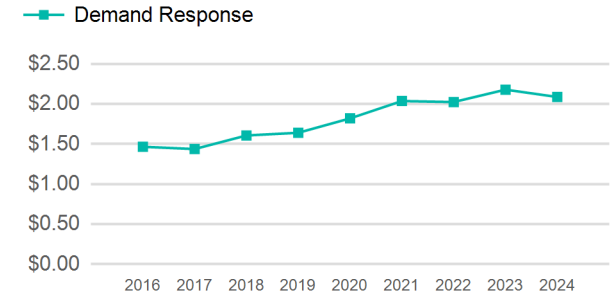
Mailing Address: 332 HOOD AVE
LEBANON, KY

Website: <http://www.ckcac.org/>

Service Consumed

Annual Unlinked Trips (UPT) 78,277

Operating Expenses per Vehicle Revenue Mile



Assets

Revenue Vehicles 99
Service Vehicles
Facilities 1

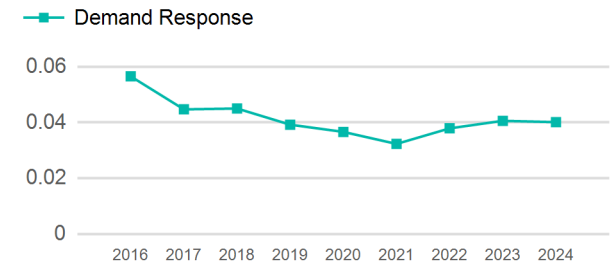
Service Supplied

Annual Vehicle Revenue Miles (VRM) 1,950,722
Annual Vehicle Revenue Hours (VRH) 77,648
Vehicles Operated in Maximum Service (VOMS) 97

Modal Characteristics

Mode	Annual Unlinked Passenger Trips	Directly Operated VOMS	Purchased Transportation VOMS	Annual Vehicle Revenue Miles	Annual Vehicle Revenue Hours
Demand Response	78,277	97	0	1,950,722	77,648
Total	78,277	97	0	1,950,722	77,648

Unlinked Passenger Trip per Vehicle Revenue Mile



Mode	Service Efficiency		Service Effectiveness		
	OE per VRM	OE per VRH	UPT per VRM	UPT per VRH	OE per UPT
Demand Response	\$2.09	\$52.43	0.0	1.0	\$52.01
Total	\$2.09	\$52.43	0.0	1.0	\$52.01

2024 Annual Agency Profile - Central Kentucky Community Action Council (NTD ID 41165)

2024 Funding Breakdown

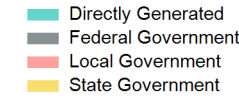
Summary of Operating Expenses (OE)

Mode	Operating Expenses	Fare Revenues
Demand Response	\$4,071,146	\$224,236
Total	\$4,071,146	\$224,236

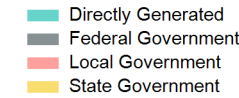
Sources of Operating Funds Expended

Directly Generated	\$224,236
Federal Government	\$163,644
Local Government	\$3,683,266
State Government	\$0
Total Operating Funds Expended	\$4,071,146

Operating Funding Sources



Capital Funding Sources



Sources of Capital Funds Expended

Directly Generated	\$0
Federal Government	\$396,141
Local Government	\$255
State Government	\$24,324
Total Capital Funds Expended	\$420,720

2024 Asset Management

Transit Asset Management (TAM) Tier Tier II

TAM Sponsor NTD ID

Metrics

Mode	Average Fleet Age in Years
Demand Response	5.6