

# 2024 Annual Agency Profile - Social Circle Area Transit (NTD ID 41155)

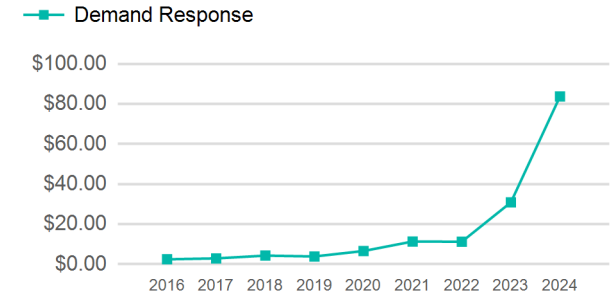
**Mailing Address:** 166 N CHEROKEE RD  
SOCIAL CIRCLE, GA

**Website:** <https://myfiles.dot.ga.gov/Intermodal/Transit/Profile%20Sheets/Social%20Circle%20Transit.pdf>

## Service Consumed

**Annual Unlinked Trips (UPT)** 356

## Operating Expenses per Vehicle Revenue Mile



## Assets

**Revenue Vehicles** 0  
**Service Vehicles**  
**Facilities**

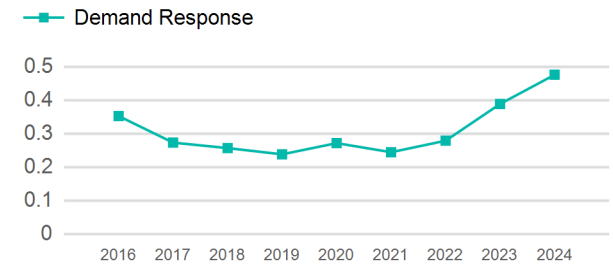
## Service Supplied

**Annual Vehicle Revenue Miles (VRM)** 748  
**Annual Vehicle Revenue Hours (VRH)** 101  
**Vehicles Operated in Maximum Service (VOMS)** 2

## Modal Characteristics

Mode	Annual Unlinked Passenger Trips	Directly Operated VOMS	Purchased Transportation VOMS	Annual Vehicle Revenue Miles	Annual Vehicle Revenue Hours
Demand Response	356	2	0	748	101
<b>Total</b>	<b>356</b>	<b>2</b>	<b>0</b>	<b>748</b>	<b>101</b>

## Unlinked Passenger Trip per Vehicle Revenue Mile



## Metrics

Mode	Service Efficiency		Service Effectiveness		
	OE per VRM	OE per VRH	UPT per VRM	UPT per VRH	OE per UPT
Demand Response	\$83.76	\$620.31	0.5	3.5	\$175.99
<b>Total</b>	<b>\$83.76</b>	<b>\$620.31</b>	<b>0.5</b>	<b>3.5</b>	<b>\$175.99</b>

# 2024 Annual Agency Profile - Social Circle Area Transit (NTD ID 41155)

## 2024 Funding Breakdown

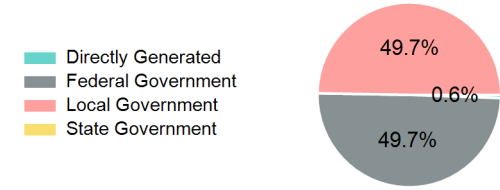
### Summary of Operating Expenses (OE)

Mode	Operating Expenses	Fare Revenues
Demand Response	\$62,651	\$355
<b>Total</b>	<b>\$62,651</b>	<b>\$355</b>

### Sources of Operating Funds Expended

Directly Generated	\$355
Federal Government	\$31,145
Local Government	\$31,151
State Government	\$0
<b>Total Operating Funds Expended</b>	<b>\$62,651</b>

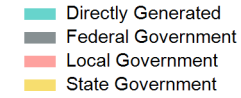
### Operating Funding Sources



### Capital Funding Sources

### Sources of Capital Funds Expended

Directly Generated	\$0
Federal Government	\$0
Local Government	\$0
State Government	\$0
<b>Total Capital Funds Expended</b>	<b>\$0</b>



## 2024 Asset Management

Transit Asset Management (TAM) Tier Tier II

TAM Sponsor NTD ID

### Metrics

Mode	Average Fleet Age in Years
Demand Response	0.0