

2024 Annual Agency Profile - Wayne County (NTD ID 41142)

Mailing Address: 341 E WALNUT ST
JESUP, GA

Website: <https://www.waynecountyga.us/department/index.php?structureid=32>

Service Consumed

Annual Unlinked Trips (UPT) 35,643

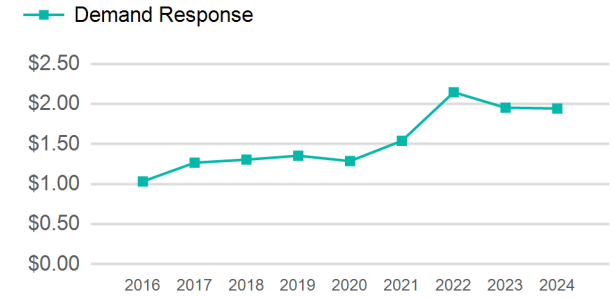
Service Supplied

Annual Vehicle Revenue Miles (VRM) 239,686

Annual Vehicle Revenue Hours (VRH) 15,936

Vehicles Operated in Maximum Service (VOMS) 9

Operating Expenses per Vehicle Revenue Mile



Assets

Revenue Vehicles 12

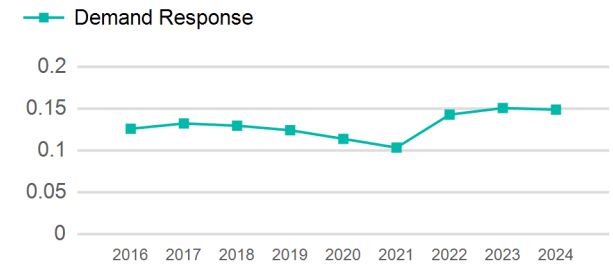
Service Vehicles

Facilities 1

Modal Characteristics

Mode	Annual Unlinked Passenger Trips	Directly Operated VOMS	Purchased Transportation VOMS	Annual Vehicle Revenue Miles	Annual Vehicle Revenue Hours
Demand Response	35,643	9	0	239,686	15,936
Total	35,643	9	0	239,686	15,936

Unlinked Passenger Trip per Vehicle Revenue Mile



Mode	Service Efficiency		Service Effectiveness		
	OE per VRM	OE per VRH	UPT per VRM	UPT per VRH	OE per UPT
Demand Response	\$1.94	\$29.24	0.1	2.2	\$13.07
Total	\$1.94	\$29.24	0.1	2.2	\$13.07

2024 Annual Agency Profile - Wayne County (NTD ID 41142)

2024 Funding Breakdown

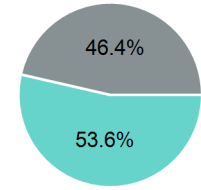
Summary of Operating Expenses (OE)

Mode	Operating Expenses	Fare Revenues
Demand Response	\$465,895	\$33,154
Total	\$465,895	\$33,154

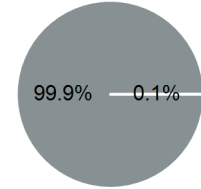
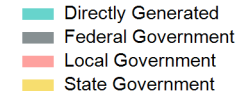
Sources of Operating Funds Expended

Directly Generated	\$249,527
Federal Government	\$216,368
Local Government	\$0
State Government	\$0
Total Operating Funds Expended	\$465,895

Operating Funding Sources



Capital Funding Sources



Sources of Capital Funds Expended

Directly Generated	\$0
Federal Government	\$433,292
Local Government	\$0
State Government	\$316
Total Capital Funds Expended	\$433,608

2024 Asset Management

Transit Asset Management (TAM) Tier Tier II

TAM Sponsor NTD ID

Metrics

Mode	Average Fleet Age in Years
Demand Response	5.3