

2024 Annual Agency Profile - Yadkin Valley Economic Development District, Inc. (NTD ID 41134)

Mailing Address: 533 N CAROLINA AVENUE, HIGHWAY 601 N
BOONVILLE, NC

Website: <http://www.yveddi.com>

Service Consumed

Annual Unlinked Trips (UPT) 92,324

Service Supplied

Annual Vehicle Revenue Miles (VRM) 1,067,930

Annual Vehicle Revenue Hours (VRH) 66,672

Vehicles Operated in Maximum Service (VOMS) 34

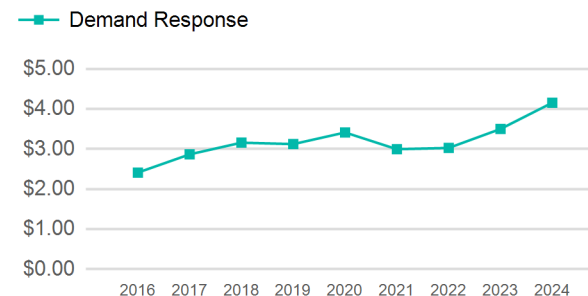
Assets

Revenue Vehicles 60

Service Vehicles

Facilities 1

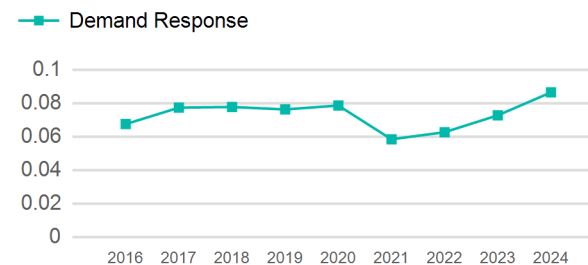
Operating Expenses per Vehicle Revenue Mile



Modal Characteristics

Mode	Annual Unlinked Passenger Trips	Directly Operated VOMS	Purchased Transportation VOMS	Annual Vehicle Revenue Miles	Annual Vehicle Revenue Hours
Demand Response	92,324	34	0	1,067,930	66,672
Total	92,324	34	0	1,067,930	66,672

Unlinked Passenger Trip per Vehicle Revenue Mile



Metrics

Mode	Service Efficiency		Service Effectiveness		
	OE per VRM	OE per VRH	UPT per VRM	UPT per VRH	OE per UPT
Demand Response	\$4.16	\$66.57	0.1	1.4	\$48.07
Total	\$4.16	\$66.57	0.1	1.4	\$48.07

2024 Annual Agency Profile - Yadkin Valley Economic Development District, Inc. (NTD ID 41134)

2024 Funding Breakdown

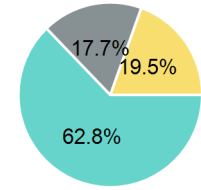
Summary of Operating Expenses (OE)

Mode	Operating Expenses	Fare Revenues
Demand Response	\$4,438,474	\$56,556
Total	\$4,438,474	\$56,556

Sources of Operating Funds Expended

Directly Generated	\$2,786,764
Federal Government	\$786,053
Local Government	\$0
State Government	\$865,657
Total Operating Funds Expended	\$4,438,474

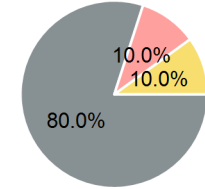
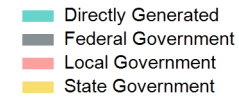
Operating Funding Sources



Sources of Capital Funds Expended

Directly Generated	\$0
Federal Government	\$6,822
Local Government	\$856
State Government	\$852
Total Capital Funds Expended	\$8,530

Capital Funding Sources



2024 Asset Management

Transit Asset Management (TAM) Tier Tier II

TAM Sponsor NTD ID

Metrics

Mode	Average Fleet Age in Years
Demand Response	9.5