

# 2024 Annual Agency Profile - Richmond Interagency Transportation Inc. (NTD ID 41124)

Mailing Address: 181 N BRIDGES ST  
HAMLET, NC

Website: <http://www.richmondnc.com/173/Area-of-Richmond-Transit>

## Service Consumed

Annual Unlinked Trips (UPT) 29,879

## Service Supplied

Annual Vehicle Revenue Miles (VRM) 548,782

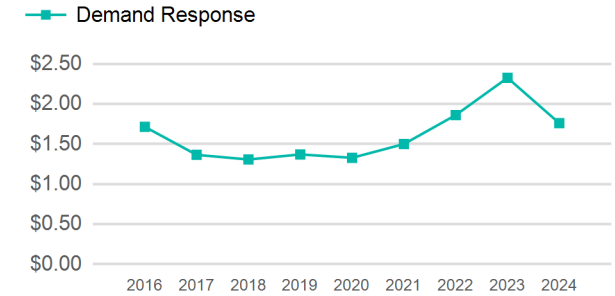
Annual Vehicle Revenue Hours (VRH) 25,710

Vehicles Operated in Maximum Service (VOMS) 12

## Assets

Revenue Vehicles 13  
Service Vehicles  
Facilities

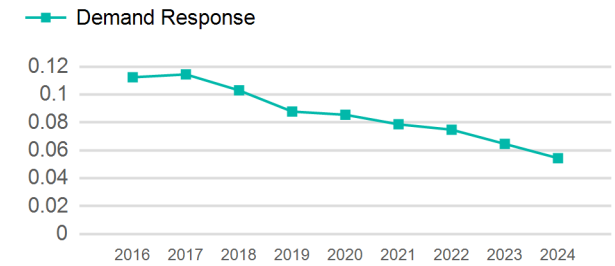
## Operating Expenses per Vehicle Revenue Mile



## Modal Characteristics

Mode	Annual Unlinked Passenger Trips	Directly Operated VOMS	Purchased Transportation VOMS	Annual Vehicle Revenue Miles	Annual Vehicle Revenue Hours
Demand Response	29,879	12	0	548,782	25,710
<b>Total</b>	<b>29,879</b>	<b>12</b>	<b>0</b>	<b>548,782</b>	<b>25,710</b>

## Unlinked Passenger Trip per Vehicle Revenue Mile



Mode	Service Efficiency		Service Effectiveness		
	OE per VRM	OE per VRH	UPT per VRM	UPT per VRH	OE per UPT
Demand Response	\$1.76	\$37.57	0.1	1.2	\$32.33
<b>Total</b>	<b>\$1.76</b>	<b>\$37.57</b>	<b>0.1</b>	<b>1.2</b>	<b>\$32.33</b>

# 2024 Annual Agency Profile - Richmond Interagency Transportation Inc. (NTD ID 41124)

## 2024 Funding Breakdown

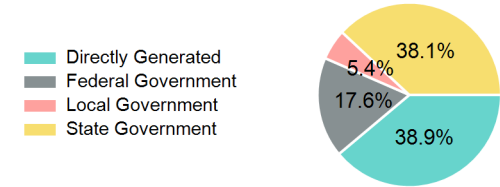
### Summary of Operating Expenses (OE)

Mode	Operating Expenses	Fare Revenues
Demand Response	\$965,876	\$8,981
<b>Total</b>	<b>\$965,876</b>	<b>\$8,981</b>


### Sources of Operating Funds Expended

Directly Generated	\$375,989
Federal Government	\$169,801
Local Government	\$52,006
State Government	\$368,080
<b>Total Operating Funds Expended</b>	<b>\$965,876</b>

### Operating Funding Sources



### Capital Funding Sources



### Sources of Capital Funds Expended

Directly Generated	\$0
Federal Government	\$209,827
Local Government	\$19,357
State Government	\$33,100
<b>Total Capital Funds Expended</b>	<b>\$262,284</b>

## 2024 Asset Management

Transit Asset Management (TAM) Tier Tier II

TAM Sponsor NTD ID

### Metrics

Mode	Average Fleet Age in Years
Demand Response	4.5