

2024 Annual Agency Profile - City of Natchez (NTD ID 41121)

Mailing Address: 124 S PEARL ST
NATCHEZ, MS

Website: <http://www.natchez.ms.us/148/Regional-Transit>

Service Consumed

Annual Unlinked Trips (UPT) 52,025

Service Supplied

Annual Vehicle Revenue Miles (VRM) 316,915

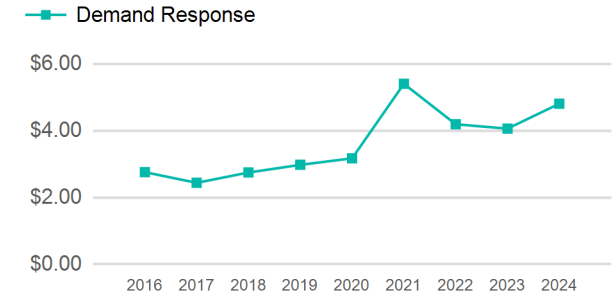
Annual Vehicle Revenue Hours (VRH) 18,196

Vehicles Operated in Maximum Service (VOMS) 20

Assets

Revenue Vehicles 30
Service Vehicles 2
Facilities 1

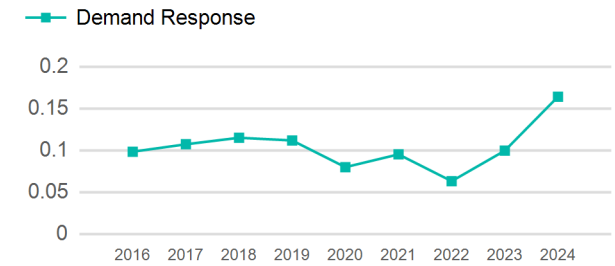
Operating Expenses per Vehicle Revenue Mile



Modal Characteristics

Mode	Annual Unlinked Passenger Trips	Directly Operated VOMS	Purchased Transportation VOMS	Annual Vehicle Revenue Miles	Annual Vehicle Revenue Hours
Demand Response	52,025	20	0	316,915	18,196
Total	52,025	20	0	316,915	18,196

Unlinked Passenger Trip per Vehicle Revenue Mile



Mode	Service Efficiency		Service Effectiveness		
	OE per VRM	OE per VRH	UPT per VRM	UPT per VRH	OE per UPT
Demand Response	\$4.81	\$83.73	0.2	2.9	\$29.29
Total	\$4.81	\$83.73	0.2	2.9	\$29.29

2024 Annual Agency Profile - City of Natchez (NTD ID 41121)

2024 Funding Breakdown

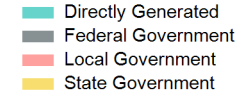
Summary of Operating Expenses (OE)

Mode	Operating Expenses	Fare Revenues
Demand Response	\$1,523,632	\$35,107
Total	\$1,523,632	\$35,107

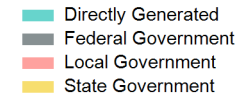
Sources of Operating Funds Expended

Directly Generated	\$81,832
Federal Government	\$1,083,774
Local Government	\$358,026
State Government	\$0
Total Operating Funds Expended	\$1,523,632

Operating Funding Sources



Capital Funding Sources



Sources of Capital Funds Expended

Directly Generated	\$0
Federal Government	\$43,380
Local Government	\$10,845
State Government	\$0
Total Capital Funds Expended	\$54,225

2024 Asset Management

Transit Asset Management (TAM) Tier Tier II

TAM Sponsor NTD ID

Metrics

Mode	Average Fleet Age in Years
Demand Response	8.2