

2024 Annual Agency Profile - Anson County (NTD ID 41113)

Mailing Address: 2485 US HWY 74 W
WADESBORO, NC

Website: <http://www.co.anson.nc.us/199/Transportation>

Service Consumed

Annual Unlinked Trips (UPT) 22,966

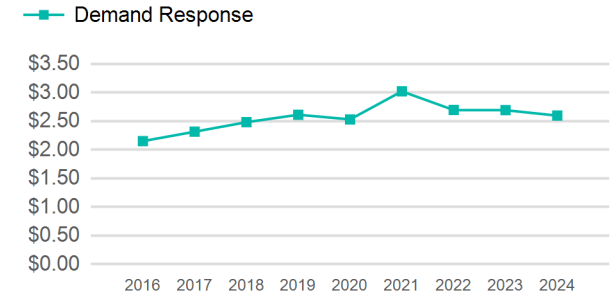
Assets

Revenue Vehicles 15
Service Vehicles
Facilities 1

Service Supplied

Annual Vehicle Revenue Miles (VRM) 292,822
Annual Vehicle Revenue Hours (VRH) 16,278
Vehicles Operated in Maximum Service (VOMS) 11

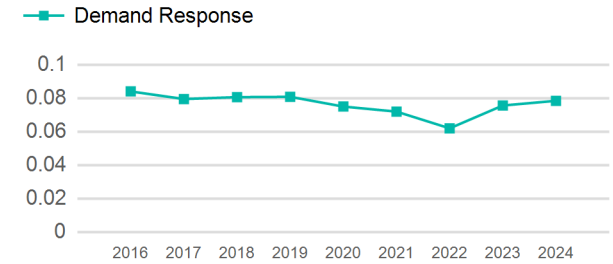
Operating Expenses per Vehicle Revenue Mile



Modal Characteristics

Mode	Annual Unlinked Passenger Trips	Directly Operated VOMS	Purchased Transportation VOMS	Annual Vehicle Revenue Miles	Annual Vehicle Revenue Hours
Demand Response	22,966	11	0	292,822	16,278
Total	22,966	11	0	292,822	16,278

Unlinked Passenger Trip per Vehicle Revenue Mile



Mode	Service Efficiency		Service Effectiveness		
	OE per VRM	OE per VRH	UPT per VRM	UPT per VRH	OE per UPT
Demand Response	\$2.60	\$46.70	0.1	1.4	\$33.10
Total	\$2.60	\$46.70	0.1	1.4	\$33.10

2024 Annual Agency Profile - Anson County (NTD ID 41113)

2024 Funding Breakdown

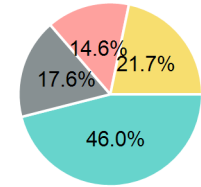
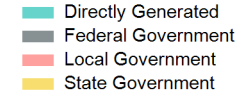
Summary of Operating Expenses (OE)

Mode	Operating Expenses	Fare Revenues
Demand Response	\$760,260	\$29,255
Total	\$760,260	\$29,255

Sources of Operating Funds Expended

Directly Generated	\$349,995
Federal Government	\$133,820
Local Government	\$111,271
State Government	\$165,174
Total Operating Funds Expended	\$760,260

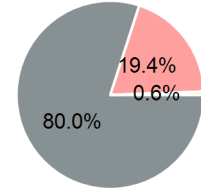
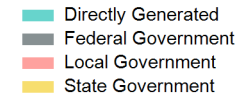
Operating Funding Sources



Sources of Capital Funds Expended

Directly Generated	\$0
Federal Government	\$2,112,161
Local Government	\$513,290
State Government	\$14,753
Total Capital Funds Expended	\$2,640,204

Capital Funding Sources



2024 Asset Management

Transit Asset Management (TAM) Tier Tier II

TAM Sponsor NTD ID

Metrics

Mode	Average Fleet Age in Years
Demand Response	6.3