

# 2024 Annual Agency Profile - Northwest Tennessee Human Resource Agency (NTD ID 41106)

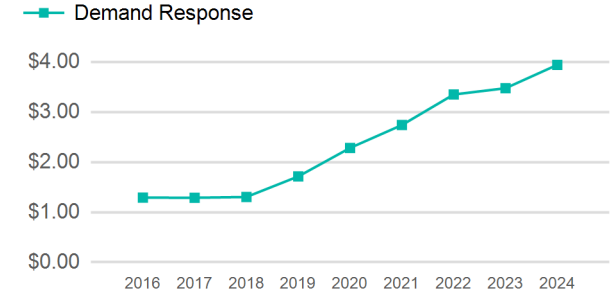
**Mailing Address:** 124 WELDON DR  
MARTIN, TN

**Website:** <https://nwtd.org/nwthra/public-transportation-staff/>

## Service Consumed

**Annual Unlinked Trips (UPT)** 121,222

## Operating Expenses per Vehicle Revenue Mile



## Assets

**Revenue Vehicles** 96  
**Service Vehicles**  
**Facilities** 1

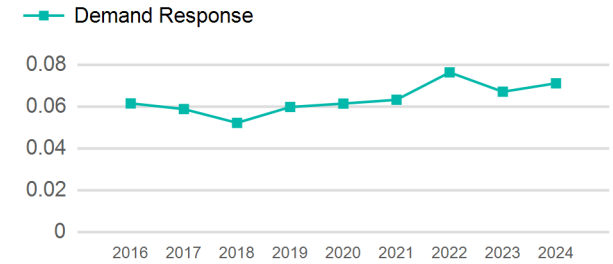
## Service Supplied

**Annual Vehicle Revenue Miles (VRM)** 1,704,603  
**Annual Vehicle Revenue Hours (VRH)** 76,639  
**Vehicles Operated in Maximum Service (VOMS)** 46

## Modal Characteristics

Mode	Annual Unlinked Passenger Trips	Directly Operated VOMS	Purchased Transportation VOMS	Annual Vehicle Revenue Miles	Annual Vehicle Revenue Hours
Demand Response	121,222	46	0	1,704,603	76,639
<b>Total</b>	<b>121,222</b>	<b>46</b>	<b>0</b>	<b>1,704,603</b>	<b>76,639</b>

## Unlinked Passenger Trip per Vehicle Revenue Mile



Mode	Service Efficiency		Service Effectiveness		
	OE per VRM	OE per VRH	UPT per VRM	UPT per VRH	OE per UPT
Demand Response	\$3.94	\$87.66	0.1	1.6	\$55.42
<b>Total</b>	<b>\$3.94</b>	<b>\$87.66</b>	<b>0.1</b>	<b>1.6</b>	<b>\$55.42</b>

# 2024 Annual Agency Profile - Northwest Tennessee Human Resource Agency (NTD ID 41106)

## 2024 Funding Breakdown

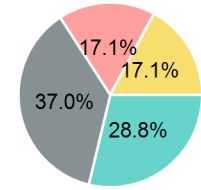
### Summary of Operating Expenses (OE)

Mode	Operating Expenses	Fare Revenues
Demand Response	\$6,717,802	\$134,406
<b>Total</b>	<b>\$6,717,802</b>	<b>\$134,406</b>

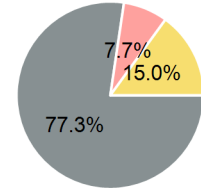
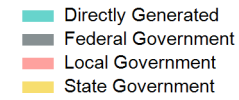
### Sources of Operating Funds Expended

Directly Generated	\$1,932,715
Federal Government	\$2,488,615
Local Government	\$1,148,237
State Government	\$1,148,235
<b>Total Operating Funds Expended</b>	<b>\$6,717,802</b>

### Operating Funding Sources



### Capital Funding Sources



### Sources of Capital Funds Expended

Directly Generated	\$0
Federal Government	\$1,222,651
Local Government	\$121,366
State Government	\$236,842
<b>Total Capital Funds Expended</b>	<b>\$1,580,859</b>

## 2024 Asset Management

Transit Asset Management (TAM) Tier Tier II

TAM Sponsor NTD ID

### Metrics

Mode	Average Fleet Age in Years
Demand Response	5.4