

2024 Annual Agency Profile - Talbot County (NTD ID 41104)

Mailing Address: 35 W MADISON ST
TALBOTTON, GA

Website: http://www.talbotcountyga.org/content/talbot_transit.php

Service Consumed

Annual Unlinked Trips (UPT) 5,095

Service Supplied

Annual Vehicle Revenue Miles (VRM) 108,150

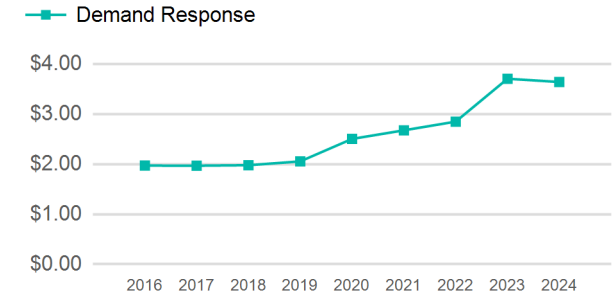
Annual Vehicle Revenue Hours (VRH) 6,325

Vehicles Operated in Maximum Service (VOMS) 5

Assets

Revenue Vehicles 5
Service Vehicles
Facilities

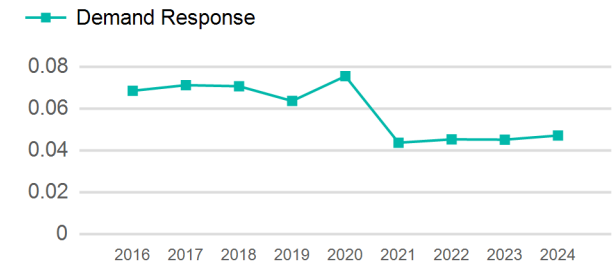
Operating Expenses per Vehicle Revenue Mile



Modal Characteristics

Mode	Annual Unlinked Passenger Trips	Directly Operated VOMS	Purchased Transportation VOMS	Annual Vehicle Revenue Miles	Annual Vehicle Revenue Hours
Demand Response	5,095	5	0	108,150	6,325
Total	5,095	5	0	108,150	6,325

Unlinked Passenger Trip per Vehicle Revenue Mile



Mode	Service Efficiency		Service Effectiveness		
	OE per VRM	OE per VRH	UPT per VRM	UPT per VRH	OE per UPT
Demand Response	\$3.64	\$62.22	0.0	0.8	\$77.24
Total	\$3.64	\$62.22	0.0	0.8	\$77.24

2024 Annual Agency Profile - Talbot County (NTD ID 41104)

2024 Funding Breakdown

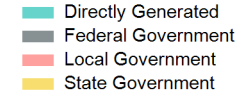
Summary of Operating Expenses (OE)

Mode	Operating Expenses	Fare Revenues
Demand Response	\$393,519	\$6,567
Total	\$393,519	\$6,567

Sources of Operating Funds Expended

Directly Generated	\$119,879
Federal Government	\$193,475
Local Government	\$80,165
State Government	\$0
Total Operating Funds Expended	\$393,519

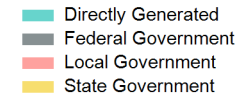
Operating Funding Sources



Sources of Capital Funds Expended

Directly Generated	\$0
Federal Government	\$107,690
Local Government	\$0
State Government	\$0
Total Capital Funds Expended	\$107,690

Capital Funding Sources



2024 Asset Management

Transit Asset Management (TAM) Tier Tier II

TAM Sponsor NTD ID

Metrics

Mode	Average Fleet Age in Years
Demand Response	5.0