

# 2024 Annual Agency Profile - Calhoun County Senior Citizens Association, Inc. (NTD ID 41091)

Mailing Address: 16859 NE CAYSON ST  
BLOUNTSTOWN, FL

Website: www.calhouncountyseniors.org

## Service Consumed

Annual Unlinked Trips (UPT) 11,454

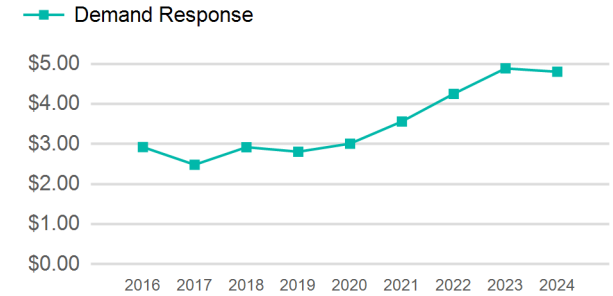
## Assets

Revenue Vehicles 14  
Service Vehicles  
Facilities 1

## Service Supplied

Annual Vehicle Revenue Miles (VRM) 210,602  
Annual Vehicle Revenue Hours (VRH) 12,312  
Vehicles Operated in Maximum Service (VOMS) 14

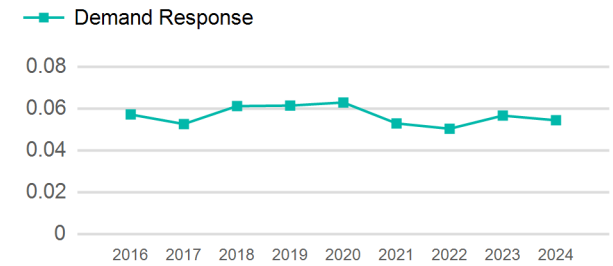
## Operating Expenses per Vehicle Revenue Mile



## Modal Characteristics

Mode	Annual Unlinked Passenger Trips	Directly Operated VOMS	Purchased Transportation VOMS	Annual Vehicle Revenue Miles	Annual Vehicle Revenue Hours
Demand Response	11,454	14	0	210,602	12,312
<b>Total</b>	<b>11,454</b>	<b>14</b>	<b>0</b>	<b>210,602</b>	<b>12,312</b>

## Unlinked Passenger Trip per Vehicle Revenue Mile



Mode	Service Efficiency		Service Effectiveness		
	OE per VRM	OE per VRH	UPT per VRM	UPT per VRH	OE per UPT
Demand Response	\$4.80	\$82.15	0.1	0.9	\$88.30
<b>Total</b>	<b>\$4.80</b>	<b>\$82.15</b>	<b>0.1</b>	<b>0.9</b>	<b>\$88.30</b>

# 2024 Annual Agency Profile - Calhoun County Senior Citizens Association, Inc. (NTD ID 41091)

## 2024 Funding Breakdown

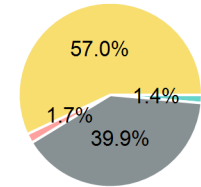
### Summary of Operating Expenses (OE)

Mode	Operating Expenses	Fare Revenues
Demand Response	\$1,011,415	\$10,382
<b>Total</b>	<b>\$1,011,415</b>	<b>\$10,382</b>

### Sources of Operating Funds Expended

Directly Generated	\$14,325
Federal Government	\$403,787
Local Government	\$16,946
State Government	\$576,357
<b>Total Operating Funds Expended</b>	<b>\$1,011,415</b>

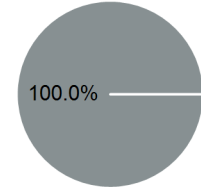
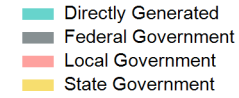
### Operating Funding Sources



### Sources of Capital Funds Expended

Directly Generated	\$0
Federal Government	\$64,706
Local Government	\$0
State Government	\$0
<b>Total Capital Funds Expended</b>	<b>\$64,706</b>

### Capital Funding Sources



## 2024 Asset Management

Transit Asset Management (TAM) Tier Tier II

TAM Sponsor NTD ID

### Metrics

Mode	Average Fleet Age in Years
Demand Response	6.6