

# 2024 Annual Agency Profile - Forsyth County Board of Commissioners (NTD ID 41088)

**Mailing Address:** 110 E MAIN ST STE 100  
CUMMING, GA

**Website:** <https://www.forsythco.com/Departments-Offices/Public-Transportation/Dial-a-Ride>

## Geographic Coverage

**Primary Urbanized/Rural Area** Atlanta, GA  
**Service Area Population** 251,283  
**Service Area Sq. Miles** 225  
**Other Areas Served:**  
 Georgia Non-UZA

## Assets

**Revenue Vehicles** 14  
**Service Vehicles**  
**Facilities**

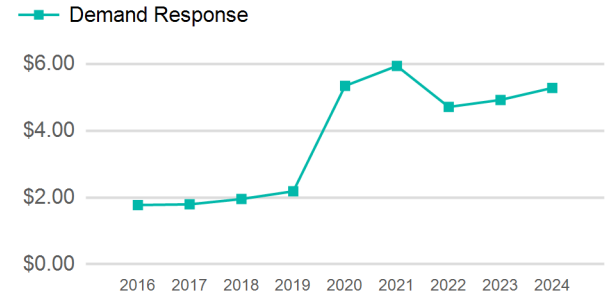
## Service Consumed

**Annual Unlinked Trips (UPT)** 42,138

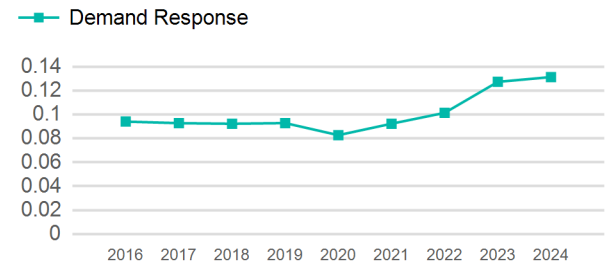
## Service Supplied

**Annual Vehicle Revenue Miles (VRM)** 320,804  
**Annual Vehicle Revenue Hours (VRH)** 17,344  
**Vehicles Operated in Maximum Service (VOMS)** 13

## Operating Expenses per Vehicle Revenue Mile



## Unlinked Passenger Trip per Vehicle Revenue Mile



## Modal Characteristics

Mode	Annual Unlinked Passenger Trips	Directly Operated VOMS	Purchased Transportation VOMS	Annual Vehicle Revenue Miles	Annual Vehicle Revenue Hours
Demand Response	42,138	13	0	320,804	17,344
<b>Total</b>	<b>42,138</b>	<b>13</b>	<b>0</b>	<b>320,804</b>	<b>17,344</b>

## Metrics

### Service Efficiency

### Service Effectiveness

Mode	OE per VRM	OE per VRH	UPT per VRM	UPT per VRH	OE per UPT
Demand Response	\$5.28	\$97.65	0.1	2.4	\$40.19
<b>Total</b>	<b>\$5.28</b>	<b>\$97.65</b>	<b>0.1</b>	<b>2.4</b>	<b>\$40.19</b>

# 2024 Annual Agency Profile - Forsyth County Board of Commissioners (NTD ID 41088)

## 2024 Funding Breakdown

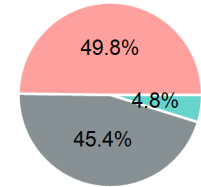
### Summary of Operating Expenses (OE)

Mode	Operating Expenses	Fare Revenues
Demand Response	\$1,693,692	\$81,156
<b>Total</b>	<b>\$1,693,692</b>	<b>\$81,156</b>

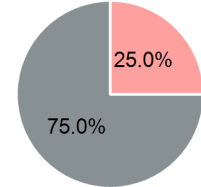
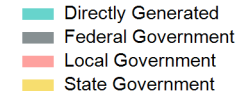
### Sources of Operating Funds Expended

Directly Generated	\$81,156
Federal Government	\$769,339
Local Government	\$843,197
State Government	\$0
<b>Total Operating Funds Expended</b>	<b>\$1,693,692</b>

### Operating Funding Sources



### Capital Funding Sources



### Sources of Capital Funds Expended

Directly Generated	\$0
Federal Government	\$14,907
Local Government	\$4,969
State Government	\$0
<b>Total Capital Funds Expended</b>	<b>\$19,876</b>

## 2024 Asset Management

Transit Asset Management (TAM) Tier Tier II

### TAM Sponsor NTD ID

### Metrics

Mode	Average Fleet Age in Years
Demand Response	5.9