

# 2024 Annual Agency Profile - Catoosa County (NTD ID 41086)

**Mailing Address:** 800 LAFAYETTE ST  
RINGGOLD, GA

**Website:** <http://www.catoosa.com/departments/view-all-departments/trans-aid>

## Geographic Coverage

**Primary Urbanized/Rural Area** Chattanooga, TN--GA  
**Service Area Population** 70,000  
**Service Area Sq. Miles** 162  
**Other Areas Served:**  
 Georgia Non-UZA

## Assets

**Revenue Vehicles** 10  
**Service Vehicles**  
**Facilities**

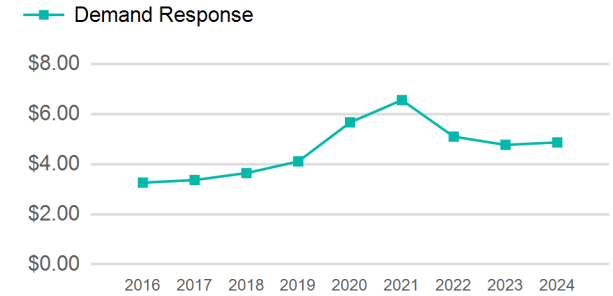
## Service Consumed

**Annual Unlinked Trips (UPT)** 19,496

## Service Supplied

**Annual Vehicle Revenue Miles (VRM)** 156,565  
**Annual Vehicle Revenue Hours (VRH)** 12,214  
**Vehicles Operated in Maximum Service (VOMS)** 8

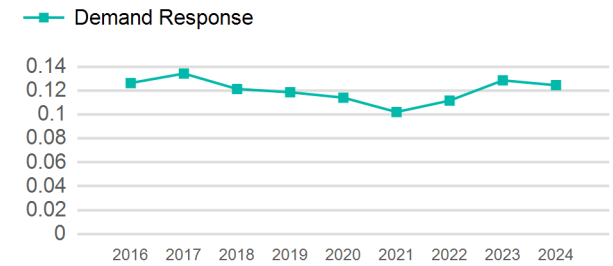
## Operating Expenses per Vehicle Revenue Mile



## Modal Characteristics

Mode	Annual Unlinked Passenger Trips	Directly Operated VOMS	Purchased Transportation VOMS	Annual Vehicle Revenue Miles	Annual Vehicle Revenue Hours
Demand Response	19,496	8	0	156,565	12,214
<b>Total</b>	<b>19,496</b>	<b>8</b>	<b>0</b>	<b>156,565</b>	<b>12,214</b>

## Unlinked Passenger Trip per Vehicle Revenue Mile



Mode	Service Efficiency		Service Effectiveness		
	OE per VRM	OE per VRH	UPT per VRM	UPT per VRH	OE per UPT
Demand Response	\$4.87	\$62.37	0.1	1.6	\$39.08
<b>Total</b>	<b>\$4.87</b>	<b>\$62.37</b>	<b>0.1</b>	<b>1.6</b>	<b>\$39.08</b>

# 2024 Annual Agency Profile - Catoosa County (NTD ID 41086)

## 2024 Funding Breakdown

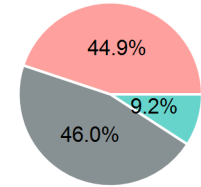
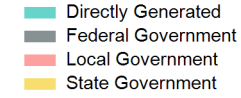
### Summary of Operating Expenses (OE)

Mode	Operating Expenses	Fare Revenues
Demand Response	\$761,826	\$69,750
<b>Total</b>	<b>\$761,826</b>	<b>\$69,750</b>

### Sources of Operating Funds Expended

Directly Generated	\$69,750
Federal Government	\$350,106
Local Government	\$341,970
State Government	\$0
<b>Total Operating Funds Expended</b>	<b>\$761,826</b>

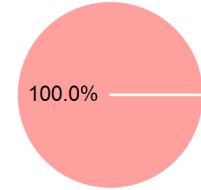
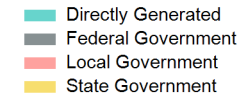
### Operating Funding Sources



### Sources of Capital Funds Expended

Directly Generated	\$0
Federal Government	\$0
Local Government	\$43,076
State Government	\$0
<b>Total Capital Funds Expended</b>	<b>\$43,076</b>

### Capital Funding Sources



## 2024 Asset Management

Transit Asset Management (TAM) Tier Tier II

TAM Sponsor NTD ID

### Metrics

Mode	Average Fleet Age in Years
Demand Response	6.2