

# 2024 Annual Agency Profile - Taylor County (NTD ID 41077)

**Mailing Address:** COUNTY COMMISSIONERS OFC  
BUTLER, GA

**Website:** <https://taylorcountyga.com/departments-transit-authority.php>

## Service Consumed

Annual Unlinked Trips (UPT) 8,556

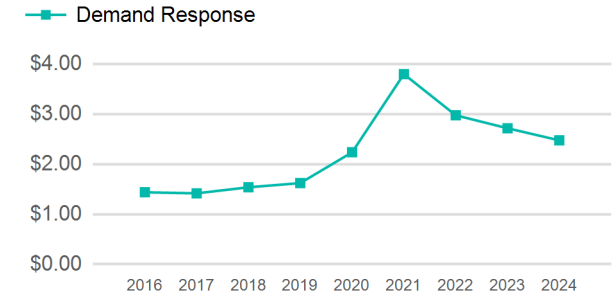
## Service Supplied

Annual Vehicle Revenue Miles (VRM) 109,931

Annual Vehicle Revenue Hours (VRH) 5,116

Vehicles Operated in Maximum Service (VOMS) 4

## Operating Expenses per Vehicle Revenue Mile



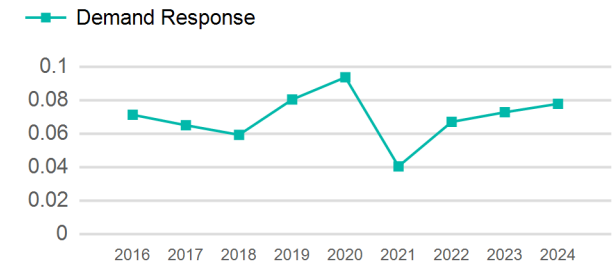
## Assets

Revenue Vehicles 4  
Service Vehicles  
Facilities

## Modal Characteristics

Mode	Annual Unlinked Passenger Trips	Directly Operated VOMS	Purchased Transportation VOMS	Annual Vehicle Revenue Miles	Annual Vehicle Revenue Hours
Demand Response	8,556	4	0	109,931	5,116
<b>Total</b>	<b>8,556</b>	<b>4</b>	<b>0</b>	<b>109,931</b>	<b>5,116</b>

## Unlinked Passenger Trip per Vehicle Revenue Mile



Mode	Service Efficiency		Service Effectiveness		
	OE per VRM	OE per VRH	UPT per VRM	UPT per VRH	OE per UPT
Demand Response	\$2.47	\$53.15	0.1	1.7	\$31.78
<b>Total</b>	<b>\$2.47</b>	<b>\$53.15</b>	<b>0.1</b>	<b>1.7</b>	<b>\$31.78</b>

# 2024 Annual Agency Profile - Taylor County (NTD ID 41077)

## 2024 Funding Breakdown

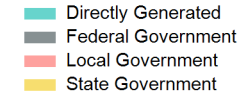
### Summary of Operating Expenses (OE)

Mode	Operating Expenses	Fare Revenues
Demand Response	\$271,926	\$6,582
<b>Total</b>	<b>\$271,926</b>	<b>\$6,582</b>

### Sources of Operating Funds Expended

Directly Generated	\$122,851
Federal Government	\$132,668
Local Government	\$16,407
State Government	\$0
<b>Total Operating Funds Expended</b>	<b>\$271,926</b>

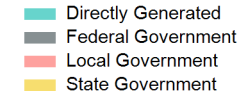
### Operating Funding Sources



### Capital Funding Sources

### Sources of Capital Funds Expended

Directly Generated	\$0
Federal Government	\$0
Local Government	\$0
State Government	\$0
<b>Total Capital Funds Expended</b>	<b>\$0</b>



## 2024 Asset Management

Transit Asset Management (TAM) Tier Tier II

TAM Sponsor NTD ID

### Metrics

Mode	Average Fleet Age in Years
Demand Response	7.0