

# 2024 Annual Agency Profile - Twiggs County (NTD ID 41065)

**Mailing Address:** 5528 HWY 96 W  
JEFFERSONVILLE, GA

**Website:** <https://www.twiggscounty.us/transit/>

## Service Consumed

Annual Unlinked Trips (UPT) 3,427

## Service Supplied

Annual Vehicle Revenue Miles (VRM) 36,924

Annual Vehicle Revenue Hours (VRH) 2,878

Vehicles Operated in Maximum Service (VOMS) 2

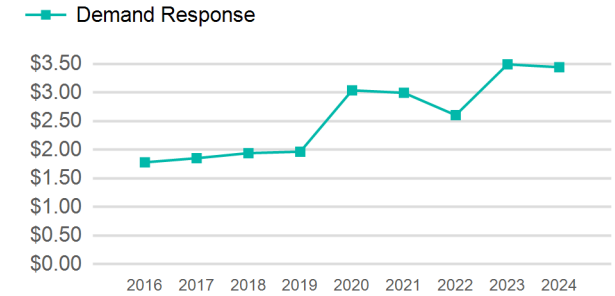
## Assets

Revenue Vehicles 3

Service Vehicles

Facilities

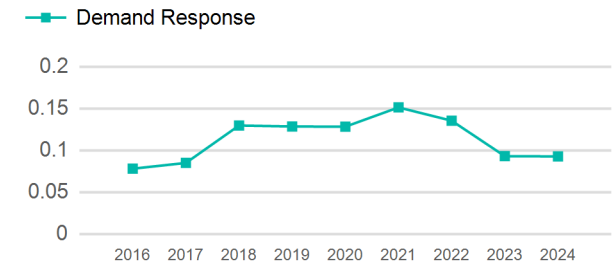
## Operating Expenses per Vehicle Revenue Mile



## Modal Characteristics

Mode	Annual Unlinked Passenger Trips	Directly Operated VOMS	Purchased Transportation VOMS	Annual Vehicle Revenue Miles	Annual Vehicle Revenue Hours
Demand Response	3,427	0	2	36,924	2,878
<b>Total</b>	<b>3,427</b>	<b>0</b>	<b>2</b>	<b>36,924</b>	<b>2,878</b>

## Unlinked Passenger Trip per Vehicle Revenue Mile



Mode	Service Efficiency		Service Effectiveness		
	OE per VRM	OE per VRH	UPT per VRM	UPT per VRH	OE per UPT
Demand Response	\$3.44	\$44.15	0.1	1.2	\$37.08
<b>Total</b>	<b>\$3.44</b>	<b>\$44.15</b>	<b>0.1</b>	<b>1.2</b>	<b>\$37.08</b>

# 2024 Annual Agency Profile - Twiggs County (NTD ID 41065)

## 2024 Funding Breakdown

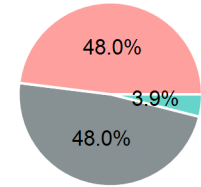
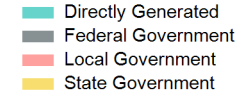
### Summary of Operating Expenses (OE)

Mode	Operating Expenses	Fare Revenues
Demand Response	\$127,064	\$5,003
<b>Total</b>	<b>\$127,064</b>	<b>\$5,003</b>

### Sources of Operating Funds Expended

Directly Generated	\$5,003
Federal Government	\$61,034
Local Government	\$61,027
State Government	\$0
<b>Total Operating Funds Expended</b>	<b>\$127,064</b>

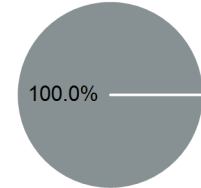
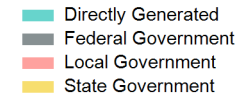
### Operating Funding Sources



### Sources of Capital Funds Expended

Directly Generated	\$0
Federal Government	\$107,690
Local Government	\$0
State Government	\$0
<b>Total Capital Funds Expended</b>	<b>\$107,690</b>

### Capital Funding Sources



## 2024 Asset Management

Transit Asset Management (TAM) Tier Tier II

TAM Sponsor NTD ID

### Metrics

Mode	Average Fleet Age in Years
Demand Response	5.3