

2024 Annual Agency Profile - Brunswick Transit System Inc. (NTD ID 41058)

Mailing Address: 5040 MAIN ST
SHALLOTTE, NC

Website: <http://www.brunswicktransit.org>

Service Consumed

Annual Unlinked Trips (UPT) 32,383

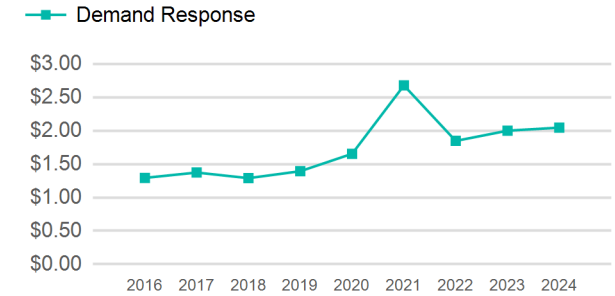
Assets

Revenue Vehicles 19
Service Vehicles
Facilities 1

Service Supplied

Annual Vehicle Revenue Miles (VRM) 375,184
Annual Vehicle Revenue Hours (VRH) 12,282
Vehicles Operated in Maximum Service (VOMS) 10

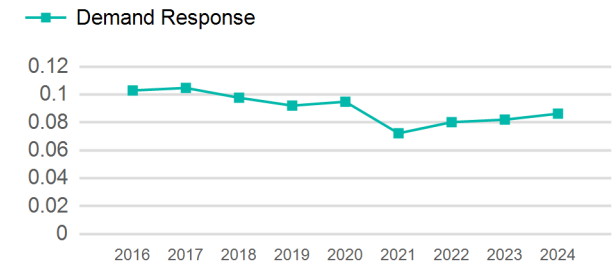
Operating Expenses per Vehicle Revenue Mile



Modal Characteristics

Mode	Annual Unlinked Passenger Trips	Directly Operated VOMS	Purchased Transportation VOMS	Annual Vehicle Revenue Miles	Annual Vehicle Revenue Hours
Demand Response	32,383	10	0	375,184	12,282
Total	32,383	10	0	375,184	12,282

Unlinked Passenger Trip per Vehicle Revenue Mile



Mode	Service Efficiency		Service Effectiveness		
	OE per VRM	OE per VRH	UPT per VRM	UPT per VRH	OE per UPT
Demand Response	\$2.05	\$62.49	0.1	2.6	\$23.70
Total	\$2.05	\$62.49	0.1	2.6	\$23.70

2024 Annual Agency Profile - Brunswick Transit System Inc. (NTD ID 41058)

2024 Funding Breakdown

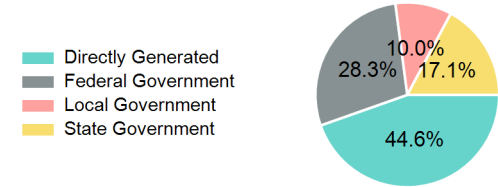
Summary of Operating Expenses (OE)

Mode	Operating Expenses	Fare Revenues
Demand Response	\$767,447	\$6,249
Total	\$767,447	\$6,249

Sources of Operating Funds Expended

Directly Generated	\$342,530
Federal Government	\$217,074
Local Government	\$76,362
State Government	\$131,481
Total Operating Funds Expended	\$767,447

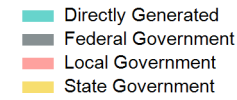
Operating Funding Sources



Capital Funding Sources

Sources of Capital Funds Expended

Directly Generated	\$0
Federal Government	\$0
Local Government	\$0
State Government	\$0
Total Capital Funds Expended	\$0



2024 Asset Management

Transit Asset Management (TAM) Tier Tier II

TAM Sponsor NTD ID

Metrics

Mode	Average Fleet Age in Years
Demand Response	6.2