

2024 Annual Agency Profile - Taliaferro County Board of Commissioners (NTD ID 41046)

Mailing Address: 113 MONUMENT ST SE
CRAWFORDVILLE, GA

Website: <https://taliaferrocountyga.org/taliaferro-county-transit/>

Service Consumed

Annual Unlinked Trips (UPT) 1,769

Service Supplied

Annual Vehicle Revenue Miles (VRM) 12,793

Annual Vehicle Revenue Hours (VRH) 1,026

Vehicles Operated in Maximum Service (VOMS) 2

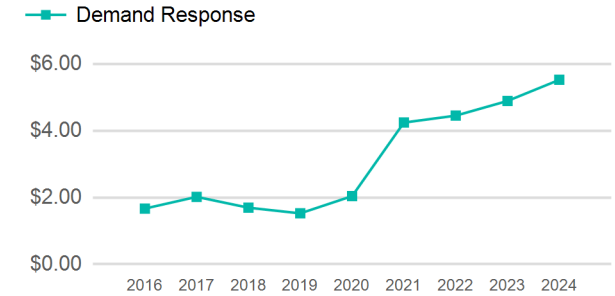
Assets

Revenue Vehicles 2

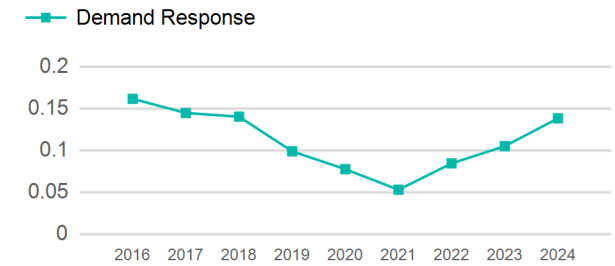
Service Vehicles

Facilities

Operating Expenses per Vehicle Revenue Mile



Unlinked Passenger Trip per Vehicle Revenue Mile



Modal Characteristics

Mode	Annual Unlinked Passenger Trips	Directly Operated VOMS	Purchased Transportation VOMS	Annual Vehicle Revenue Miles	Annual Vehicle Revenue Hours
Demand Response	1,769	2	0	12,793	1,026
Total	1,769	2	0	12,793	1,026

Service Efficiency

Service Effectiveness

Mode	OE per VRM	OE per VRH	UPT per VRM	UPT per VRH	OE per UPT
Demand Response	\$5.52	\$68.86	0.1	1.7	\$39.94
Total	\$5.52	\$68.86	0.1	1.7	\$39.94

2024 Annual Agency Profile - Taliaferro County Board of Commissioners (NTD ID 41046)

2024 Funding Breakdown

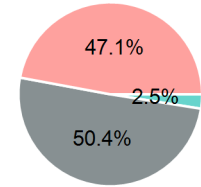
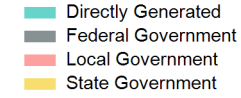
Summary of Operating Expenses (OE)

Mode	Operating Expenses	Fare Revenues
Demand Response	\$70,648	\$1,770
Total	\$70,648	\$1,770

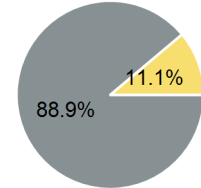
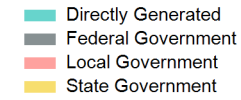
Sources of Operating Funds Expended

Directly Generated	\$1,770
Federal Government	\$35,607
Local Government	\$33,271
State Government	\$0
Total Operating Funds Expended	\$70,648

Operating Funding Sources



Capital Funding Sources



Sources of Capital Funds Expended

Directly Generated	\$0
Federal Government	\$800
Local Government	\$0
State Government	\$100
Total Capital Funds Expended	\$900

2024 Asset Management

Transit Asset Management (TAM) Tier Tier II

TAM Sponsor NTD ID

Metrics

Mode	Average Fleet Age in Years
Demand Response	8.0