

2024 Annual Agency Profile - Towns County (NTD ID 41033)

Mailing Address: 48 RIVER ST STE B
HIAWASSEE, GA

Website: <http://www.townscountyga.org/transit.html>

Service Consumed

Annual Unlinked Trips (UPT) 4,035

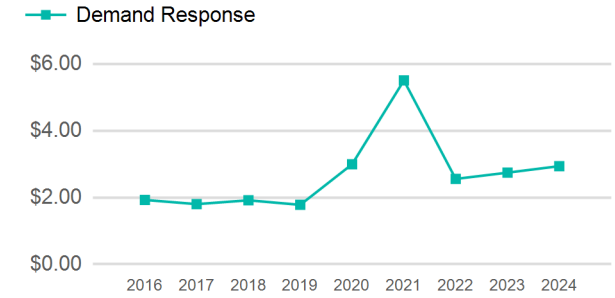
Service Supplied

Annual Vehicle Revenue Miles (VRM) 45,211

Annual Vehicle Revenue Hours (VRH) 2,865

Vehicles Operated in Maximum Service (VOMS) 2

Operating Expenses per Vehicle Revenue Mile



Assets

Revenue Vehicles 2

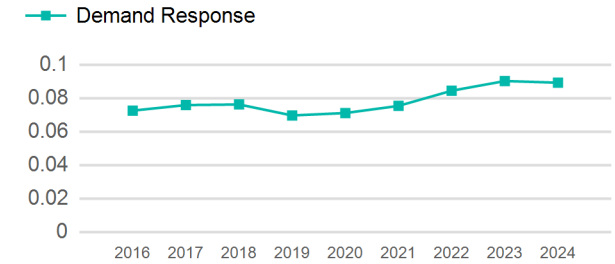
Service Vehicles

Facilities

Modal Characteristics

Mode	Annual Unlinked Passenger Trips	Directly Operated VOMS	Purchased Transportation VOMS	Annual Vehicle Revenue Miles	Annual Vehicle Revenue Hours
Demand Response	4,035	2	0	45,211	2,865
Total	4,035	2	0	45,211	2,865

Unlinked Passenger Trip per Vehicle Revenue Mile



Metrics

Service Efficiency

Service Effectiveness

Mode	OE per VRM	OE per VRH	UPT per VRM	UPT per VRH	OE per UPT
Demand Response	\$2.94	\$46.37	0.1	1.4	\$32.92
Total	\$2.94	\$46.37	0.1	1.4	\$32.92

2024 Annual Agency Profile - Towns County (NTD ID 41033)

2024 Funding Breakdown

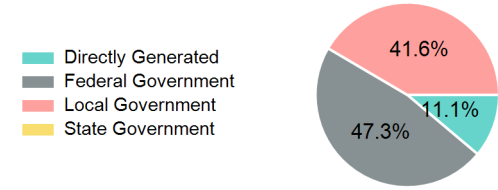
Summary of Operating Expenses (OE)

Mode	Operating Expenses	Fare Revenues
Demand Response	\$132,852	\$12,684
Total	\$132,852	\$12,684

Sources of Operating Funds Expended

Directly Generated	\$14,748
Federal Government	\$62,864
Local Government	\$55,240
State Government	\$0
Total Operating Funds Expended	\$132,852

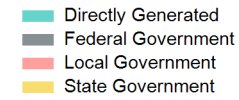
Operating Funding Sources



Capital Funding Sources

Sources of Capital Funds Expended

Directly Generated	\$0
Federal Government	\$0
Local Government	\$0
State Government	\$0
Total Capital Funds Expended	\$0



2024 Asset Management

Transit Asset Management (TAM) Tier Tier II

TAM Sponsor NTD ID

Metrics

Mode	Average Fleet Age in Years
Demand Response	4.5