

2024 Annual Agency Profile - Ashe County Transportation Authority Inc (NTD ID 41029)

Mailing Address: 895 RAY TAYLOR RD
WEST JEFFERSON, NC

Website: <http://www.actatravels.com/>

Service Consumed

Annual Unlinked Trips (UPT) 60,499

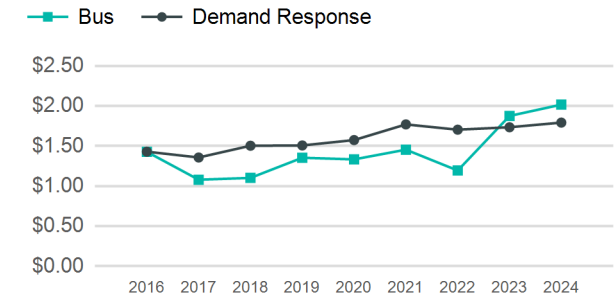
Assets

Revenue Vehicles	19
Service Vehicles	2
Facilities	1

Service Supplied

Annual Vehicle Revenue Miles (VRM)	718,430
Annual Vehicle Revenue Hours (VRH)	34,796
Vehicles Operated in Maximum Service (VOMS)	15

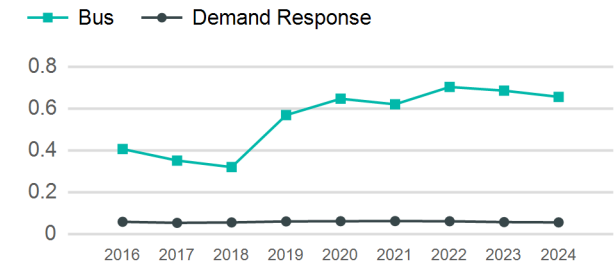
Operating Expenses per Vehicle Revenue Mile



Modal Characteristics

Mode	Annual Unlinked Passenger Trips	Directly Operated VOMS	Purchased Transportation VOMS	Annual Vehicle Revenue Miles	Annual Vehicle Revenue Hours
Bus	22,228	2	0	33,888	2,689
Demand Response	38,271	13	0	684,542	32,107
Total	60,499	15	0	718,430	34,796

Unlinked Passenger Trip per Vehicle Revenue Mile



Mode	Service Efficiency		Service Effectiveness		
	OE per VRM	OE per VRH	UPT per VRM	UPT per VRH	OE per UPT
Bus	\$2.02	\$25.42	0.7	8.3	\$3.07
Demand Response	\$1.79	\$38.21	0.1	1.2	\$32.06
Total	\$1.80	\$37.22	0.1	1.7	\$21.41

2024 Annual Agency Profile - Ashe County Transportation Authority Inc (NTD ID 41029)

2024 Funding Breakdown

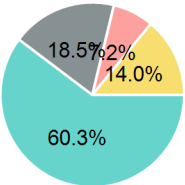
Summary of Operating Expenses (OE)

Sources of Operating Funds Expended

Operating Funding Sources

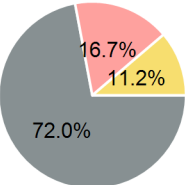
Mode	Operating Expenses	Fare Revenues
Bus	\$68,342	\$10,753
Demand Response	\$1,226,912	\$147,779
Total	\$1,295,254	\$158,532

Directly Generated	\$780,471
Federal Government	\$240,105
Local Government	\$93,605
State Government	\$181,073
Total Operating Funds Expended	\$1,295,254



Capital Funding Sources

Sources of Capital Funds Expended



Directly Generated	\$0
Federal Government	\$246,643
Local Government	\$57,263
State Government	\$38,460
Total Capital Funds Expended	\$342,366

2024 Asset Management

Transit Asset Management (TAM) Tier Tier II

TAM Sponsor NTD ID

Metrics

Mode	Average Fleet Age in Years
Bus	3.5
Demand Response	4.1