

# 2024 Annual Agency Profile - Sumter County Board of County Commissioners (NTD ID 40999)

Mailing Address: 7375 POWELL RD STE 200  
WILDWOOD, FL

Website: <http://www.sumtercountyfl.gov/transit>

## Geographic Coverage

Primary Urbanized/Rural Area The Villages--Lady Lake, FL  
 Service Area Population 156,746  
 Service Area Sq. Miles 557  
 Other Areas Served:  
 Florida Non-UZA

## Assets

Revenue Vehicles 24  
 Service Vehicles  
 Facilities 3

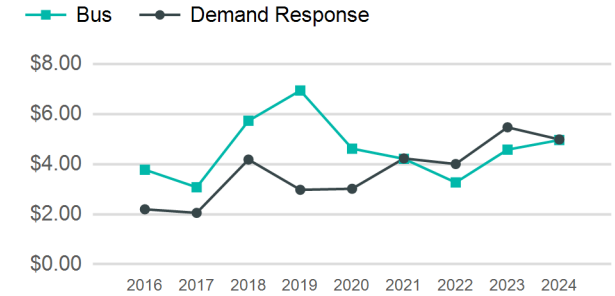
## Service Consumed

Annual Unlinked Trips (UPT) 30,752

## Service Supplied

Annual Vehicle Revenue Miles (VRM) 308,762  
 Annual Vehicle Revenue Hours (VRH) 20,085  
 Vehicles Operated in Maximum Service (VOMS) 22

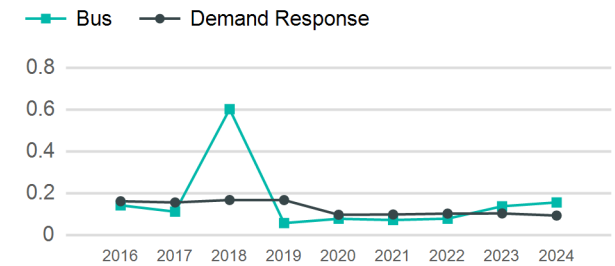
## Operating Expenses per Vehicle Revenue Mile



## Modal Characteristics

Mode	Annual Unlinked Passenger Trips	Directly Operated VOMS	Purchased Transportation VOMS	Annual Vehicle Revenue Miles	Annual Vehicle Revenue Hours
Bus	4,843	0	2	31,009	2,180
Demand Response	25,909	0	20	277,753	17,905
<b>Total</b>	<b>30,752</b>	<b>0</b>	<b>22</b>	<b>308,762</b>	<b>20,085</b>

## Unlinked Passenger Trip per Vehicle Revenue Mile



## Metrics

### Service Efficiency

### Service Effectiveness

Mode	OE per VRM	OE per VRH	UPT per VRM	UPT per VRH	OE per UPT
Bus	\$4.96	\$70.55	0.2	2.2	\$31.76
Demand Response	\$4.98	\$77.31	0.1	1.4	\$53.42
<b>Total</b>	<b>\$4.98</b>	<b>\$76.57</b>	<b>0.1</b>	<b>1.5</b>	<b>\$50.01</b>

# 2024 Annual Agency Profile - Sumter County Board of County Commissioners (NTD ID 40999)

## 2024 Funding Breakdown

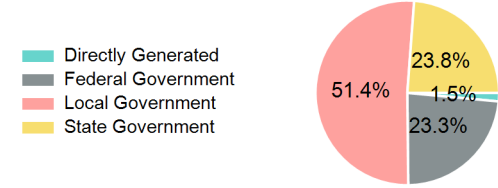
### Summary of Operating Expenses (OE)

Mode	Operating Expenses	Fare Revenues
Bus	\$153,797	\$893
Demand Response	\$1,384,175	\$17,891
<b>Total</b>	<b>\$1,537,972</b>	<b>\$18,784</b>

### Sources of Operating Funds Expended

Directly Generated	\$22,784
Federal Government	\$359,084
Local Government	\$789,982
State Government	\$366,122
<b>Total Operating Funds Expended</b>	<b>\$1,537,972</b>

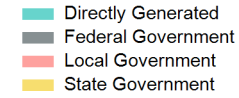
### Operating Funding Sources



### Capital Funding Sources

### Sources of Capital Funds Expended

Directly Generated	\$0
Federal Government	\$0
Local Government	\$0
State Government	\$0
<b>Total Capital Funds Expended</b>	<b>\$0</b>



## 2024 Asset Management

Transit Asset Management (TAM) Tier Tier II

TAM Sponsor NTD ID

### Metrics

Mode	Average Fleet Age in Years
Bus	5.3
Demand Response	5.9