

2024 Annual Agency Profile - Bamberg County Office On Aging (NTD ID 40974)

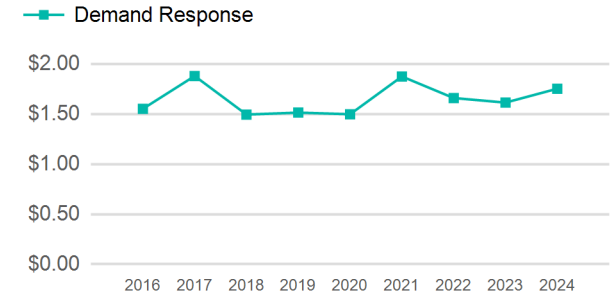
Mailing Address: 498 Log Branch Rd
BAMBERG, SC

Website: <http://www.bcoa.org>

Service Consumed

Annual Unlinked Trips (UPT) 64,455

Operating Expenses per Vehicle Revenue Mile



Assets

Revenue Vehicles 36
Service Vehicles
Facilities

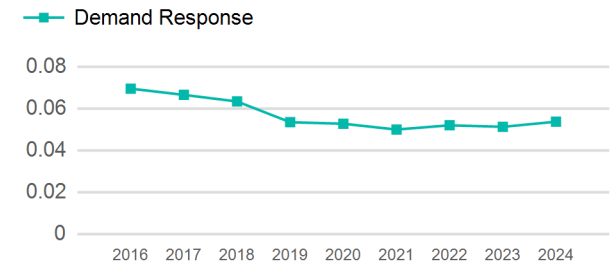
Service Supplied

Annual Vehicle Revenue Miles (VRM) 1,199,777
Annual Vehicle Revenue Hours (VRH) 39,871
Vehicles Operated in Maximum Service (VOMS) 33

Modal Characteristics

Mode	Annual Unlinked Passenger Trips	Directly Operated VOMS	Purchased Transportation VOMS	Annual Vehicle Revenue Miles	Annual Vehicle Revenue Hours
Demand Response	64,455	33	0	1,199,777	39,871
Total	64,455	33	0	1,199,777	39,871

Unlinked Passenger Trip per Vehicle Revenue Mile



Mode	Service Efficiency		Service Effectiveness		
	OE per VRM	OE per VRH	UPT per VRM	UPT per VRH	OE per UPT
Demand Response	\$1.75	\$52.73	0.1	1.6	\$32.62
Total	\$1.75	\$52.73	0.1	1.6	\$32.62

2024 Annual Agency Profile - Bamberg County Office On Aging (NTD ID 40974)

2024 Funding Breakdown

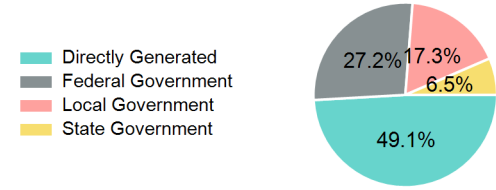
Summary of Operating Expenses (OE)

Mode	Operating Expenses	Fare Revenues
Demand Response	\$2,102,555	\$1,032,535
Total	\$2,102,555	\$1,032,535

Sources of Operating Funds Expended

Directly Generated	\$1,032,535
Federal Government	\$571,121
Local Government	\$363,236
State Government	\$135,663
Total Operating Funds Expended	\$2,102,555

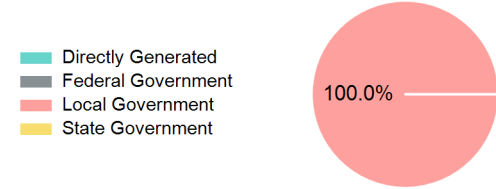
Operating Funding Sources



Sources of Capital Funds Expended

Directly Generated	\$0
Federal Government	\$0
Local Government	\$17,794
State Government	\$0
Total Capital Funds Expended	\$17,794

Capital Funding Sources



Transit Asset Management (TAM) Tier Tier II

2024 Asset Management

TAM Sponsor NTD ID

Metrics

Mode	Average Fleet Age in Years
Demand Response	6.3