

2024 Annual Agency Profile - Washington County (NTD ID 40959)

Mailing Address: 120 ADAMS ST
Plymouth, NC

Website: <http://www.washconc.org>

Service Consumed

Annual Unlinked Trips (UPT) 7,368

Service Supplied

Annual Vehicle Revenue Miles (VRM) 85,550

Annual Vehicle Revenue Hours (VRH) 4,782

Vehicles Operated in Maximum Service (VOMS) 4

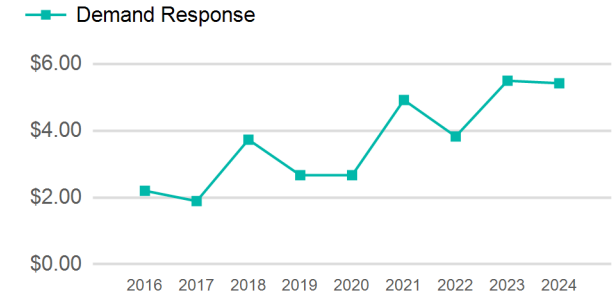
Assets

Revenue Vehicles 8

Service Vehicles

Facilities

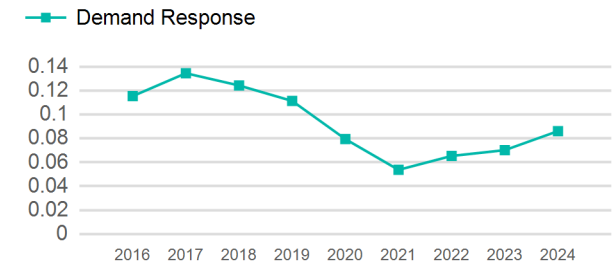
Operating Expenses per Vehicle Revenue Mile



Modal Characteristics

Mode	Annual Unlinked Passenger Trips	Directly Operated VOMS	Purchased Transportation VOMS	Annual Vehicle Revenue Miles	Annual Vehicle Revenue Hours
Demand Response	7,368	4	0	85,550	4,782
Total	7,368	4	0	85,550	4,782

Unlinked Passenger Trip per Vehicle Revenue Mile



Mode	Service Efficiency		Service Effectiveness		
	OE per VRM	OE per VRH	UPT per VRM	UPT per VRH	OE per UPT
Demand Response	\$5.42	\$96.95	0.1	1.5	\$62.93
Total	\$5.42	\$96.95	0.1	1.5	\$62.93

2024 Annual Agency Profile - Washington County (NTD ID 40959)

2024 Funding Breakdown

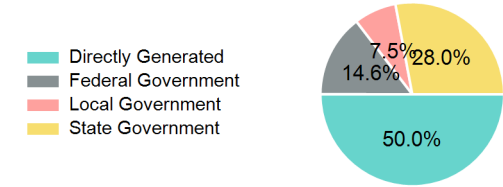
Summary of Operating Expenses (OE)

Mode	Operating Expenses	Fare Revenues
Demand Response	\$463,634	\$258
Total	\$463,634	\$258

Sources of Operating Funds Expended

Directly Generated	\$231,862
Federal Government	\$67,485
Local Government	\$34,665
State Government	\$129,622
Total Operating Funds Expended	\$463,634

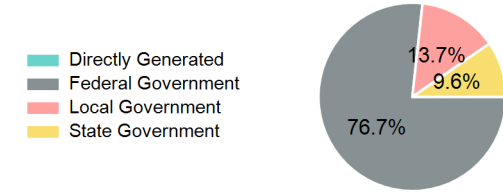
Operating Funding Sources



Sources of Capital Funds Expended

Directly Generated	\$0
Federal Government	\$191,280
Local Government	\$34,042
State Government	\$23,910
Total Capital Funds Expended	\$249,232

Capital Funding Sources



2024 Asset Management

Transit Asset Management (TAM) Tier Tier II

TAM Sponsor NTD ID

Metrics

Mode	Average Fleet Age in Years
Demand Response	4.9