

2024 Annual Agency Profile - Williamsburg County (NTD ID 40952)

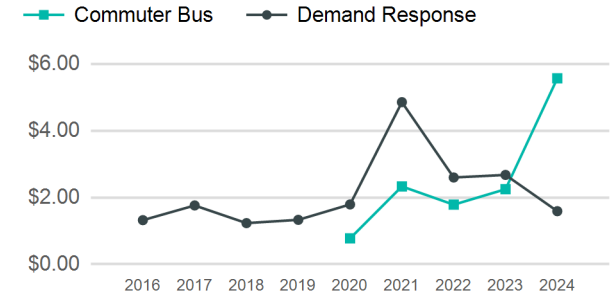
Mailing Address: 2085 Thurgood Marshall Highway
Kingstree, SC

Website: <http://www.wctransit.org>

Service Consumed

Annual Unlinked Trips (UPT) 49,079

Operating Expenses per Vehicle Revenue Mile



Assets

Revenue Vehicles	34
Service Vehicles	5
Facilities	1

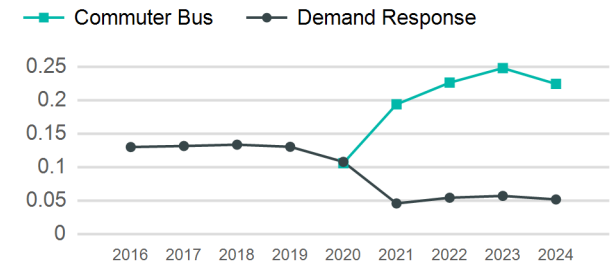
Service Supplied

Annual Vehicle Revenue Miles (VRM)	362,001
Annual Vehicle Revenue Hours (VRH)	25,804
Vehicles Operated in Maximum Service (VOMS)	19

Modal Characteristics

Mode	Annual Unlinked Passenger Trips	Directly Operated VOMS	Purchased Transportation VOMS	Annual Vehicle Revenue Miles	Annual Vehicle Revenue Hours
Commuter Bus	39,454	4	0	175,901	14,680
Demand Response	9,625	15	0	186,100	11,124
Total	49,079	19	0	362,001	25,804

Unlinked Passenger Trip per Vehicle Revenue Mile



Metrics

Service Efficiency

Service Effectiveness

Mode	OE per VRM	OE per VRH	UPT per VRM	UPT per VRH	OE per UPT
Commuter Bus	\$5.57	\$66.70	0.2	2.7	\$24.82
Demand Response	\$1.59	\$26.59	0.1	0.9	\$30.73
Total	\$3.52	\$49.41	0.1	1.9	\$25.98

2024 Annual Agency Profile - Williamsburg County (NTD ID 40952)

2024 Funding Breakdown

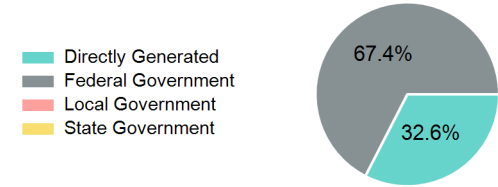
Summary of Operating Expenses (OE)

Mode	Operating Expenses	Fare Revenues
Commuter Bus	\$979,168	\$81,210
Demand Response	\$295,812	\$333,904
Total	\$1,274,980	\$415,114

Sources of Operating Funds Expended

Directly Generated	\$415,114
Federal Government	\$859,866
Local Government	\$0
State Government	\$0
Total Operating Funds Expended	\$1,274,980

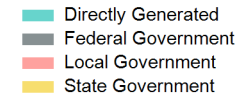
Operating Funding Sources



Capital Funding Sources

Sources of Capital Funds Expended

Directly Generated	\$0
Federal Government	\$0
Local Government	\$0
State Government	\$0
Total Capital Funds Expended	\$0



2024 Asset Management

Transit Asset Management (TAM) Tier Tier II

TAM Sponsor NTD ID

Metrics

Mode	Average Fleet Age in Years
Commuter Bus	11.2
Demand Response	9.5