

2024 Annual Agency Profile - Bluegrass Community Action Agency (NTD ID 40948)

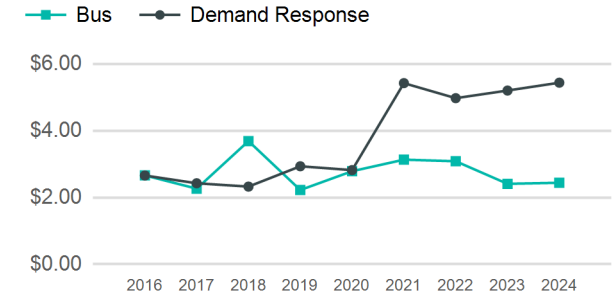
Mailing Address: 111 PROFESSIONAL CT
FRANKFORT, KY

Website: http://www.bluegrasscommunityaction.org/bgcap_bus.html

Service Consumed

Annual Unlinked Trips (UPT) 220,260

Operating Expenses per Vehicle Revenue Mile



Assets

Revenue Vehicles 174
Service Vehicles
Facilities 1

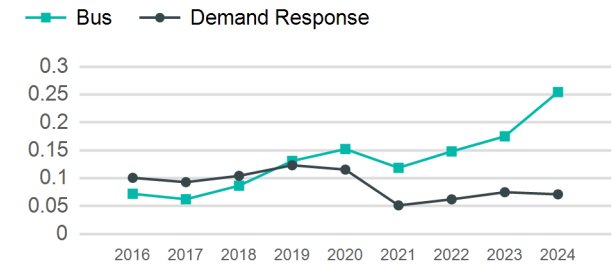
Service Supplied

Annual Vehicle Revenue Miles (VRM) 2,358,959
Annual Vehicle Revenue Hours (VRH) 167,484
Vehicles Operated in Maximum Service (VOMS) 119

Modal Characteristics

Mode	Annual Unlinked Passenger Trips	Directly Operated VOMS	Purchased Transportation VOMS	Annual Vehicle Revenue Miles	Annual Vehicle Revenue Hours
Bus	72,427	13	0	284,624	30,891
Demand Response	147,833	106	0	2,074,335	136,593
Total	220,260	119	0	2,358,959	167,484

Unlinked Passenger Trip per Vehicle Revenue Mile



Metrics

Service Efficiency

Service Effectiveness

Mode	OE per VRM	OE per VRH	UPT per VRM	UPT per VRH	OE per UPT
Bus	\$2.44	\$22.50	0.3	2.3	\$9.59
Demand Response	\$5.44	\$82.57	0.1	1.1	\$76.29
Total	\$5.08	\$71.49	0.1	1.3	\$54.36

2024 Annual Agency Profile - Bluegrass Community Action Agency (NTD ID 40948)

2024 Funding Breakdown

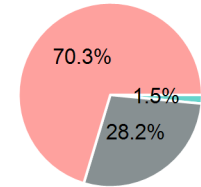
Summary of Operating Expenses (OE)

Mode	Operating Expenses	Fare Revenues
Bus	\$694,916	\$0
Demand Response	\$11,278,409	\$180,727
Total	\$11,973,325	\$180,727

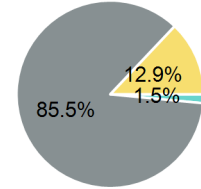
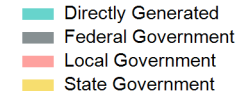
Sources of Operating Funds Expended

Directly Generated	\$180,727
Federal Government	\$3,372,155
Local Government	\$8,420,443
State Government	\$0
Total Operating Funds Expended	\$11,973,325

Operating Funding Sources



Capital Funding Sources



Sources of Capital Funds Expended

Directly Generated	\$30,198
Federal Government	\$1,702,417
Local Government	\$0
State Government	\$257,529
Total Capital Funds Expended	\$1,990,144

2024 Asset Management

Transit Asset Management (TAM) Tier Tier II

TAM Sponsor NTD ID

Metrics

Mode	Average Fleet Age in Years
Bus	4.8
Demand Response	5.8