

2024 Annual Agency Profile - Baldwin County (NTD ID 40931)

Mailing Address: 1601 N COLUMBIA ST STE 230
MILLEDGEVILLE, GA

Website: <http://www.baldwincountyga.com/pt/page/public-transportation/>

Service Consumed

Annual Unlinked Trips (UPT) 8,117

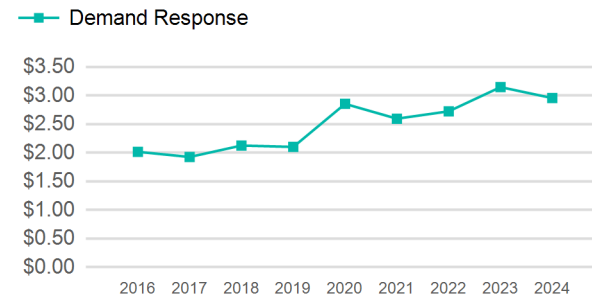
Assets

Revenue Vehicles 6
Service Vehicles
Facilities

Service Supplied

Annual Vehicle Revenue Miles (VRM) 63,893
Annual Vehicle Revenue Hours (VRH) 3,883
Vehicles Operated in Maximum Service (VOMS) 3

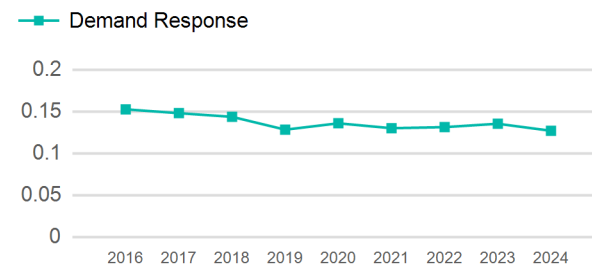
Operating Expenses per Vehicle Revenue Mile



Modal Characteristics

Mode	Annual Unlinked Passenger Trips	Directly Operated VOMS	Purchased Transportation VOMS	Annual Vehicle Revenue Miles	Annual Vehicle Revenue Hours
Demand Response	8,117	3	0	63,893	3,883
Total	8,117	3	0	63,893	3,883

Unlinked Passenger Trip per Vehicle Revenue Mile



Metrics

Mode	Service Efficiency		Service Effectiveness		
	OE per VRM	OE per VRH	UPT per VRM	UPT per VRH	OE per UPT
Demand Response	\$2.96	\$48.62	0.1	2.1	\$23.26
Total	\$2.96	\$48.62	0.1	2.1	\$23.26

2024 Annual Agency Profile - Baldwin County (NTD ID 40931)

2024 Funding Breakdown

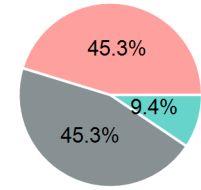
Summary of Operating Expenses (OE)

Mode	Operating Expenses	Fare Revenues
Demand Response	\$188,806	\$17,750
Total	\$188,806	\$17,750

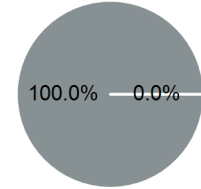
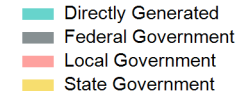
Sources of Operating Funds Expended

Directly Generated	\$17,750
Federal Government	\$85,526
Local Government	\$85,530
State Government	\$0
Total Operating Funds Expended	\$188,806

Operating Funding Sources



Capital Funding Sources



Sources of Capital Funds Expended

Directly Generated	\$0
Federal Government	\$215,732
Local Government	\$0
State Government	\$44
Total Capital Funds Expended	\$215,776

2024 Asset Management

Transit Asset Management (TAM) Tier Tier II

TAM Sponsor NTD ID

Metrics

Mode	Average Fleet Age in Years
Demand Response	6.8