

# 2024 Annual Agency Profile - Three Rivers Regional Commission (NTD ID 40905)

Mailing Address: 120 N HILL ST  
GRIFFIN, GA

Website: <https://www.threeriversrc.com/transportation.php>

## Service Consumed

Annual Unlinked Trips (UPT) 80,192

## Service Supplied

Annual Vehicle Revenue Miles (VRM) 637,792

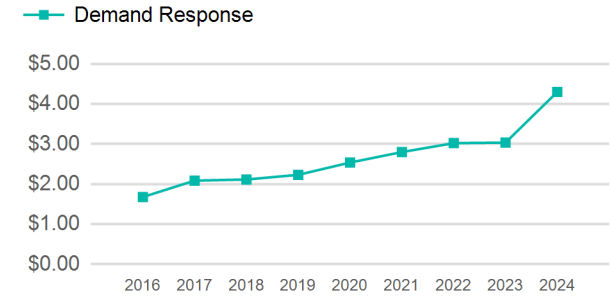
Annual Vehicle Revenue Hours (VRH) 39,258

Vehicles Operated in Maximum Service (VOMS) 29

## Assets

Revenue Vehicles 29  
Service Vehicles  
Facilities

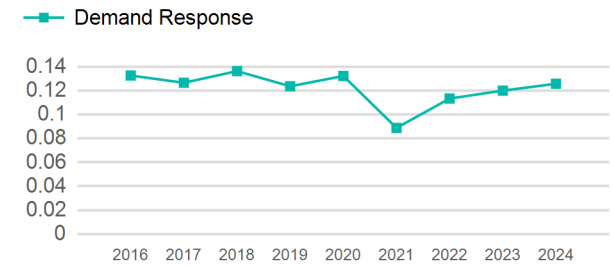
## Operating Expenses per Vehicle Revenue Mile



## Modal Characteristics

Mode	Annual Unlinked Passenger Trips	Directly Operated VOMS	Purchased Transportation VOMS	Annual Vehicle Revenue Miles	Annual Vehicle Revenue Hours
Demand Response	80,192	29	0	637,792	39,258
<b>Total</b>	<b>80,192</b>	<b>29</b>	<b>0</b>	<b>637,792</b>	<b>39,258</b>

## Unlinked Passenger Trip per Vehicle Revenue Mile



Mode	Service Efficiency		Service Effectiveness		
	OE per VRM	OE per VRH	UPT per VRM	UPT per VRH	OE per UPT
Demand Response	\$4.30	\$69.87	0.1	2.0	\$34.20
<b>Total</b>	<b>\$4.30</b>	<b>\$69.87</b>	<b>0.1</b>	<b>2.0</b>	<b>\$34.20</b>

# 2024 Annual Agency Profile - Three Rivers Regional Commission (NTD ID 40905)

## 2024 Funding Breakdown

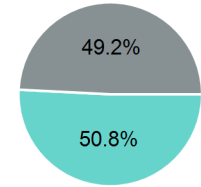
### Summary of Operating Expenses (OE)

Mode	Operating Expenses	Fare Revenues
Demand Response	\$2,742,798	\$73,589
<b>Total</b>	<b>\$2,742,798</b>	<b>\$73,589</b>

### Sources of Operating Funds Expended

Directly Generated	\$1,393,462
Federal Government	\$1,349,336
Local Government	\$0
State Government	\$0
<b>Total Operating Funds Expended</b>	<b>\$2,742,798</b>

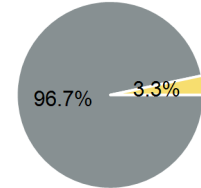
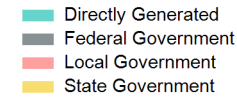
### Operating Funding Sources



### Sources of Capital Funds Expended

Directly Generated	\$0
Federal Government	\$296,047
Local Government	\$0
State Government	\$10,084
<b>Total Capital Funds Expended</b>	<b>\$306,131</b>

### Capital Funding Sources



### Transit Asset Management (TAM) Tier

Tier II

## 2024 Asset Management

### TAM Sponsor NTD ID

### Metrics

Mode	Average Fleet Age in Years
Demand Response	4.3