

# 2024 Annual Agency Profile - Town of Apex (NTD ID 40277)

**Mailing Address:** 73 HUNTER STREET  
APEX, NC

**Website:** www.apexnc.org/GoApex

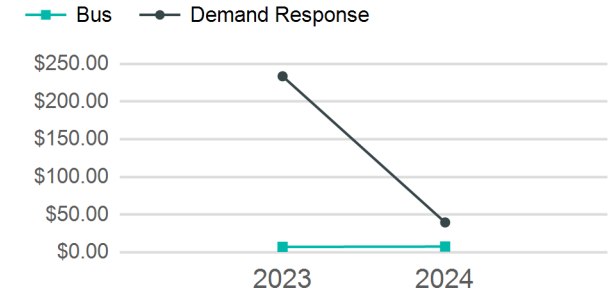
## Geographic Coverage

**Primary Urbanized/Rural Area** Raleigh, NC  
**Service Area Population** 33,463  
**Service Area Sq. Miles** 11  
**Other Areas Served:**

## Service Consumed

**Annual Unlinked Trips (UPT)** 16,833

## Operating Expenses per Vehicle Revenue Mile



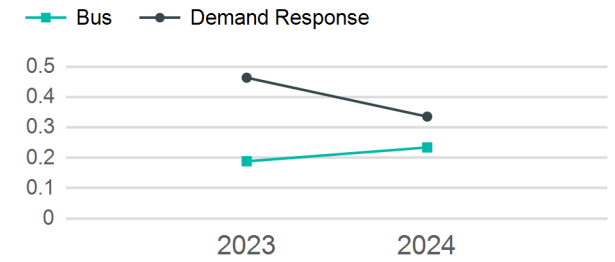
## Assets

**Revenue Vehicles** 76  
**Service Vehicles**  
**Facilities**

## Service Supplied

**Annual Vehicle Revenue Miles (VRM)** 71,087  
**Annual Vehicle Revenue Hours (VRH)** 4,923  
**Vehicles Operated in Maximum Service (VOMS)** 2

## Unlinked Passenger Trip per Vehicle Revenue Mile



## Modal Characteristics

Mode	Annual Unlinked Passenger Trips	Directly Operated VOMS	Purchased Transportation VOMS	Annual Vehicle Revenue Miles	Annual Vehicle Revenue Hours
Bus	16,225	0	1	69,276	4,826
Demand Response	608	0	1	1,811	97
<b>Total</b>	<b>16,833</b>	<b>0</b>	<b>2</b>	<b>71,087</b>	<b>4,923</b>

## Metrics

### Service Efficiency

### Service Effectiveness

Mode	OE per VRM	OE per VRH	UPT per VRM	UPT per VRH	OE per UPT
Bus	\$7.77	\$111.52	0.2	3.4	\$33.17
Demand Response	\$39.79	\$742.93	0.3	6.3	\$118.53
<b>Total</b>	<b>\$8.59</b>	<b>\$123.97</b>	<b>0.2</b>	<b>3.4</b>	<b>\$36.26</b>

# 2024 Annual Agency Profile - Town of Apex (NTD ID 40277)

## 2024 Funding Breakdown

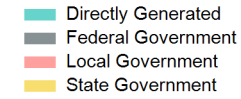
### Summary of Operating Expenses (OE)

Mode	Operating Expenses	Fare Revenues
Bus	\$538,219	\$0
Demand Response	\$72,064	\$0
<b>Total</b>	<b>\$610,283</b>	<b>\$0</b>

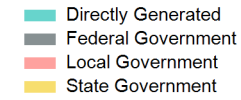
### Sources of Operating Funds Expended

Directly Generated	\$0
Federal Government	\$0
Local Government	\$647,689
State Government	\$0
<b>Total Operating Funds Expended</b>	<b>\$647,689</b>

### Operating Funding Sources



### Capital Funding Sources



### Sources of Capital Funds Expended

Directly Generated	\$0
Federal Government	\$0
Local Government	\$533,492
State Government	\$0
<b>Total Capital Funds Expended</b>	<b>\$533,492</b>

## 2024 Asset Management

Transit Asset Management (TAM) Tier Tier II

TAM Sponsor NTD ID

### Metrics

Mode	Average Fleet Age in Years
Bus	0.0
Demand Response	0.0