

2024 Annual Agency Profile - City of North Lauderdale (NTD ID 40275)

Mailing Address: 701 SW 71ST AVE
NORTH LAUDERDALE, FL

Website: https://www.nlauderdale.org/departments/community_development/nt/community_shuttle_program.php

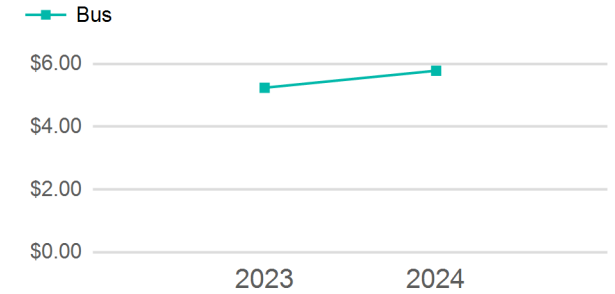
Geographic Coverage

Primary Urbanized/Rural Area Miami--Fort Lauderdale, FL
Service Area Population 44,784
Service Area Sq. Miles 5
Other Areas Served:

Service Consumed

Annual Unlinked Trips (UPT) 28,432

Operating Expenses per Vehicle Revenue Mile



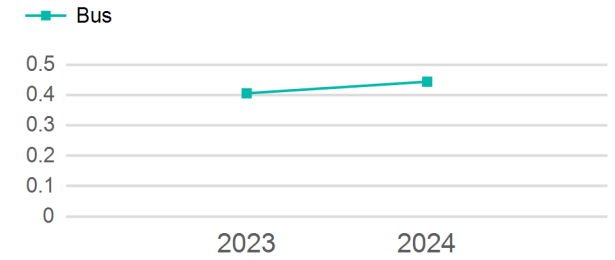
Assets

Revenue Vehicles 2
Service Vehicles
Facilities

Service Supplied

Annual Vehicle Revenue Miles (VRM) 64,021
Annual Vehicle Revenue Hours (VRH) 6,347
Vehicles Operated in Maximum Service (VOMS) 2

Unlinked Passenger Trip per Vehicle Revenue Mile



Modal Characteristics

Mode	Annual Unlinked Passenger Trips	Directly Operated VOMS	Purchased Transportation VOMS	Annual Vehicle Revenue Miles	Annual Vehicle Revenue Hours
Bus	28,432	0	2	64,021	6,347
Total	28,432	0	2	64,021	6,347

Metrics

Service Efficiency

Service Effectiveness

Mode	OE per VRM	OE per VRH	UPT per VRM	UPT per VRH	OE per UPT
Bus	\$5.78	\$58.34	0.4	4.5	\$13.02
Total	\$5.78	\$58.34	0.4	4.5	\$13.02

2024 Annual Agency Profile - City of North Lauderdale (NTD ID 40275)

2024 Funding Breakdown

Summary of Operating Expenses (OE)

Mode	Operating Expenses	Fare Revenues
Bus	\$370,255	\$0
Total	\$370,255	\$0

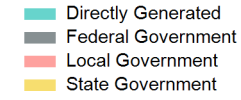
Sources of Operating Funds Expended

Directly Generated	\$0
Federal Government	\$0
Local Government	\$370,255
State Government	\$0
Total Operating Funds Expended	\$370,255

Operating Funding Sources



Capital Funding Sources



Sources of Capital Funds Expended

Directly Generated	\$0
Federal Government	\$0
Local Government	\$14,767
State Government	\$0
Total Capital Funds Expended	\$14,767

2024 Asset Management

Transit Asset Management (TAM) Tier Tier II

TAM Sponsor NTD ID

Metrics

Mode	Average Fleet Age in Years
Bus	3.0