

2024 Annual Agency Profile - Union County (NTD ID 40215)

Mailing Address: 500 N MAIN ST
MONROE, NC

Website: <http://www.unioncountync.gov/departments/transportation>

Geographic Coverage

Primary Urbanized/Rural Area Charlotte, NC--SC
Service Area Population 238,267
Service Area Sq. Miles 633
Other Areas Served:
 North Carolina Non-UZA

Assets

Revenue Vehicles 27
Service Vehicles
Facilities

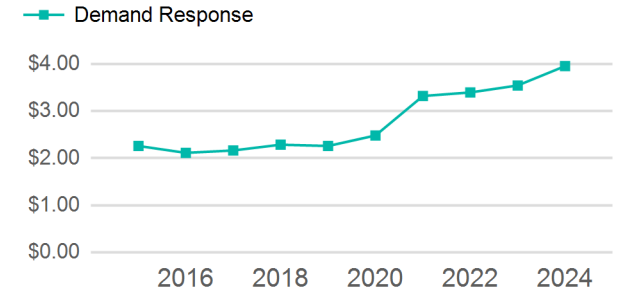
Service Consumed

Annual Unlinked Trips (UPT) 76,224

Service Supplied

Annual Vehicle Revenue Miles (VRM) 667,787
Annual Vehicle Revenue Hours (VRH) 44,338
Vehicles Operated in Maximum Service (VOMS) 23

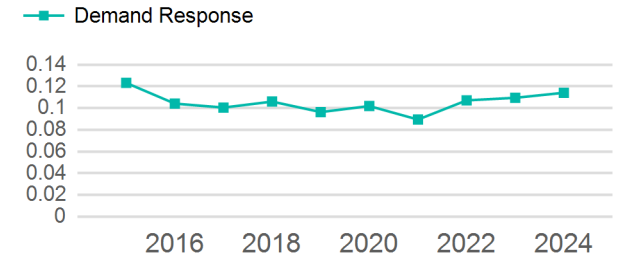
Operating Expenses per Vehicle Revenue Mile



Modal Characteristics

Mode	Annual Unlinked Passenger Trips	Directly Operated VOMS	Purchased Transportation VOMS	Annual Vehicle Revenue Miles	Annual Vehicle Revenue Hours
Demand Response	76,224	23	0	667,787	44,338
Total	76,224	23	0	667,787	44,338

Unlinked Passenger Trip per Vehicle Revenue Mile



Mode	Service Efficiency		Service Effectiveness		
	OE per VRM	OE per VRH	UPT per VRM	UPT per VRH	OE per UPT
Demand Response	\$3.95	\$59.53	0.1	1.7	\$34.63
Total	\$3.95	\$59.53	0.1	1.7	\$34.63

2024 Annual Agency Profile - Union County (NTD ID 40215)

2024 Funding Breakdown

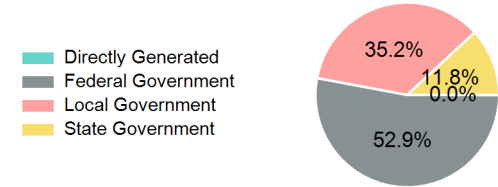
Summary of Operating Expenses (OE)

Mode	Operating Expenses	Fare Revenues
Demand Response	\$2,639,579	\$814
Total	\$2,639,579	\$814

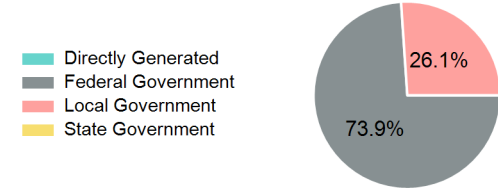
Sources of Operating Funds Expended

Directly Generated	\$814
Federal Government	\$1,395,886
Local Government	\$930,186
State Government	\$312,693
Total Operating Funds Expended	\$2,639,579

Operating Funding Sources



Capital Funding Sources



Sources of Capital Funds Expended

Directly Generated	\$0
Federal Government	\$954,051
Local Government	\$336,381
State Government	\$0
Total Capital Funds Expended	\$1,290,432

2024 Asset Management

Transit Asset Management (TAM) Tier Tier II

TAM Sponsor NTD ID

Metrics

Mode	Average Fleet Age in Years
Demand Response	2.9