

# 2024 Annual Agency Profile - Cabarrus County (NTD ID 40214)

**Mailing Address:** 65 CHURCH ST S  
CONCORD, NC

**Website:** <https://www.cabarruscounty.us/departments/transportation>

## Geographic Coverage

**Primary Urbanized/Rural Area** Concord, NC  
**Service Area Population** 225,791  
**Service Area Sq. Miles** 361  
**Other Areas Served:**  
 North Carolina Non-UZA

## Assets

**Revenue Vehicles** 15  
**Service Vehicles**  
**Facilities**

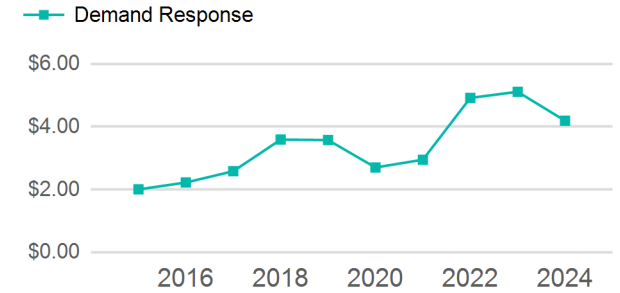
## Service Consumed

**Annual Unlinked Trips (UPT)** 92,377

## Service Supplied

**Annual Vehicle Revenue Miles (VRM)** 581,620  
**Annual Vehicle Revenue Hours (VRH)** 35,671  
**Vehicles Operated in Maximum Service (VOMS)** 21

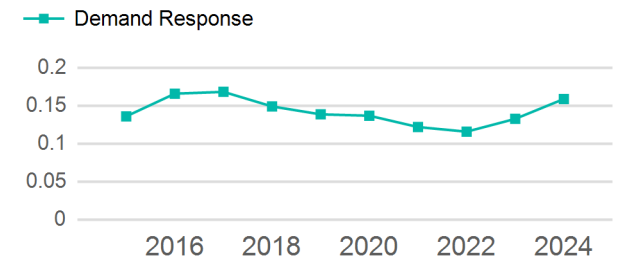
## Operating Expenses per Vehicle Revenue Mile



## Modal Characteristics

Mode	Annual Unlinked Passenger Trips	Directly Operated VOMS	Purchased Transportation VOMS	Annual Vehicle Revenue Miles	Annual Vehicle Revenue Hours
Demand Response	92,377	21	0	581,620	35,671
<b>Total</b>	<b>92,377</b>	<b>21</b>	<b>0</b>	<b>581,620</b>	<b>35,671</b>

## Unlinked Passenger Trip per Vehicle Revenue Mile



Mode	Service Efficiency		Service Effectiveness		
	OE per VRM	OE per VRH	UPT per VRM	UPT per VRH	OE per UPT
Demand Response	\$4.19	\$68.34	0.2	2.6	\$26.39
<b>Total</b>	<b>\$4.19</b>	<b>\$68.34</b>	<b>0.2</b>	<b>2.6</b>	<b>\$26.39</b>

# 2024 Annual Agency Profile - Cabarrus County (NTD ID 40214)

## 2024 Funding Breakdown

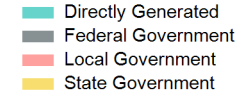
### Summary of Operating Expenses (OE)

Mode	Operating Expenses	Fare Revenues
Demand Response	\$2,437,608	\$1,710
<b>Total</b>	<b>\$2,437,608</b>	<b>\$1,710</b>

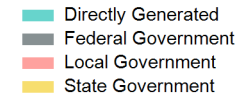
### Sources of Operating Funds Expended

Directly Generated	\$1,710
Federal Government	\$173,792
Local Government	\$1,995,867
State Government	\$266,239
<b>Total Operating Funds Expended</b>	<b>\$2,437,608</b>

### Operating Funding Sources



### Capital Funding Sources



### Sources of Capital Funds Expended

Directly Generated	\$113,692
Federal Government	\$0
Local Government	\$71,341
State Government	\$407,338
<b>Total Capital Funds Expended</b>	<b>\$592,371</b>

## 2024 Asset Management

Transit Asset Management (TAM) Tier Tier II

TAM Sponsor NTD ID

### Metrics

Mode	Average Fleet Age in Years
Demand Response	4.8