

2024 Annual Agency Profile - City of Clemson (NTD ID 40208)

Mailing Address: 1250 TIGER BLVD STE 1
CLEMSON, SC

Website: <http://www.catbus.com/>

Geographic Coverage

Primary Urbanized/Rural Area Anderson--Clemson, SC
Service Area Population 42,791
Service Area Sq. Miles 94
Other Areas Served:
 South Carolina Non-UZA, Greenville, SC

Assets

Revenue Vehicles 31
Service Vehicles 1
Facilities 1

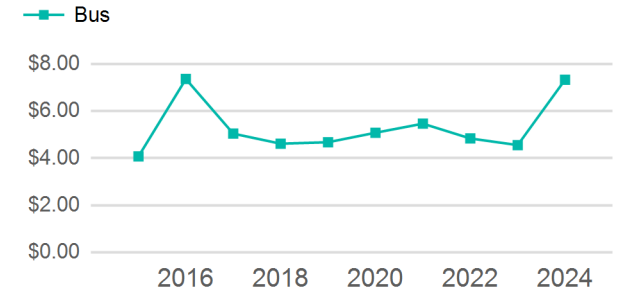
Service Consumed

Annual Unlinked Trips (UPT) 857,730

Service Supplied

Annual Vehicle Revenue Miles (VRM) 489,748
Annual Vehicle Revenue Hours (VRH) 37,723
Vehicles Operated in Maximum Service (VOMS) 17

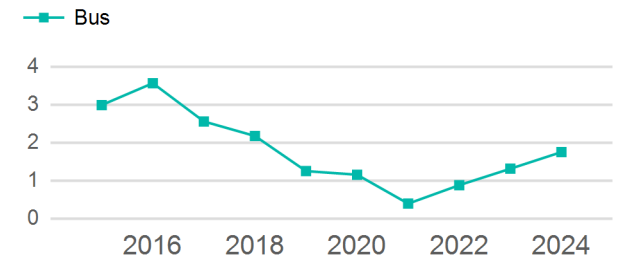
Operating Expenses per Vehicle Revenue Mile



Modal Characteristics

Mode	Annual Unlinked Passenger Trips	Directly Operated VOMS	Purchased Transportation VOMS	Annual Vehicle Revenue Miles	Annual Vehicle Revenue Hours
Bus	857,730	17	0	489,748	37,723
Total	857,730	17	0	489,748	37,723

Unlinked Passenger Trip per Vehicle Revenue Mile



Metrics

Service Efficiency

Service Effectiveness

Mode	OE per VRM	OE per VRH	UPT per VRM	UPT per VRH	OE per UPT
Bus	\$7.33	\$95.13	1.8	22.7	\$4.18
Total	\$7.33	\$95.13	1.8	22.7	\$4.18

2024 Annual Agency Profile - City of Clemson (NTD ID 40208)

2024 Funding Breakdown

Summary of Operating Expenses (OE)

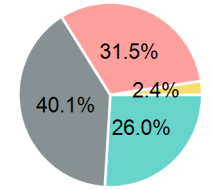
Mode	Operating Expenses	Fare Revenues
Bus	\$3,588,733	\$0
Total	\$3,588,733	\$0

Sources of Operating Funds Expended

Directly Generated	\$931,562
Federal Government	\$1,439,431
Local Government	\$1,131,985
State Government	\$85,755
Total Operating Funds Expended	\$3,588,733

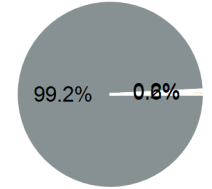
Operating Funding Sources

■ Directly Generated
■ Federal Government
■ Local Government
■ State Government



Capital Funding Sources

■ Directly Generated
■ Federal Government
■ Local Government
■ State Government



Sources of Capital Funds Expended

Directly Generated	\$0
Federal Government	\$4,319,425
Local Government	\$10,398
State Government	\$24,000
Total Capital Funds Expended	\$4,353,823

2024 Asset Management

Transit Asset Management (TAM) Tier Tier II

TAM Sponsor NTD ID

Metrics

Mode	Average Fleet Age in Years
Bus	7.2