

# 2024 Annual Agency Profile - York County Council on Aging (NTD ID 40187)

**Mailing Address:** 917 STANDARD ST  
Rock Hill, SC

**Website:** <http://www.yccoa.com/>

## Geographic Coverage

**Primary Urbanized/Rural Area** Rock Hill, SC  
**Service Area Population** 73,334  
**Service Area Sq. Miles** 39  
**Other Areas Served:**  
 South Carolina Non-UZA

## Assets

**Revenue Vehicles** 25  
**Service Vehicles**  
**Facilities**

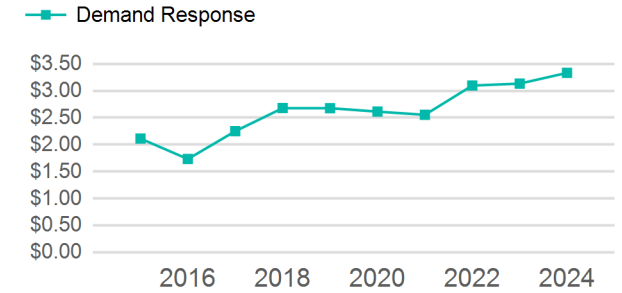
## Service Consumed

**Annual Unlinked Trips (UPT)** 23,915

## Service Supplied

**Annual Vehicle Revenue Miles (VRM)** 174,070  
**Annual Vehicle Revenue Hours (VRH)** 11,102  
**Vehicles Operated in Maximum Service (VOMS)** 26

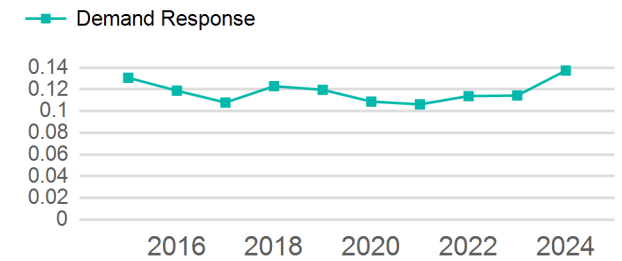
## Operating Expenses per Vehicle Revenue Mile



## Modal Characteristics

Mode	Annual Unlinked Passenger Trips	Directly Operated VOMS	Purchased Transportation VOMS	Annual Vehicle Revenue Miles	Annual Vehicle Revenue Hours
Demand Response	23,915	26	0	174,070	11,102
<b>Total</b>	<b>23,915</b>	<b>26</b>	<b>0</b>	<b>174,070</b>	<b>11,102</b>

## Unlinked Passenger Trip per Vehicle Revenue Mile



Mode	Service Efficiency		Service Effectiveness		
	OE per VRM	OE per VRH	UPT per VRM	UPT per VRH	OE per UPT
Demand Response	\$3.33	\$52.26	0.1	2.2	\$24.26
<b>Total</b>	<b>\$3.33</b>	<b>\$52.26</b>	<b>0.1</b>	<b>2.2</b>	<b>\$24.26</b>

# 2024 Annual Agency Profile - York County Council on Aging (NTD ID 40187)

## 2024 Funding Breakdown

### Summary of Operating Expenses (OE)

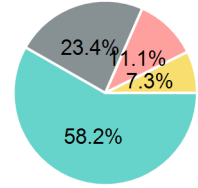
Mode	Operating Expenses	Fare Revenues
Demand Response	\$580,203	\$52,744
<b>Total</b>	<b>\$580,203</b>	<b>\$52,744</b>

### Sources of Operating Funds Expended

Directly Generated	\$337,836
Federal Government	\$135,692
Local Government	\$64,160
State Government	\$42,515
<b>Total Operating Funds Expended</b>	<b>\$580,203</b>

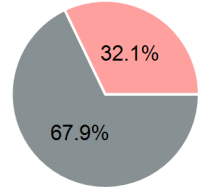
### Operating Funding Sources

- Directly Generated
- Federal Government
- Local Government
- State Government



### Capital Funding Sources

- Directly Generated
- Federal Government
- Local Government
- State Government



### Sources of Capital Funds Expended

Directly Generated	\$0
Federal Government	\$60,086
Local Government	\$28,454
State Government	\$0
<b>Total Capital Funds Expended</b>	<b>\$88,540</b>

## 2024 Asset Management

Transit Asset Management (TAM) Tier Tier II

TAM Sponsor NTD ID

### Metrics

Mode	Average Fleet Age in Years
Demand Response	6.4