

# 2024 Annual Agency Profile - Henry County (NTD ID 40181)

**Mailing Address:** 140 HENRY PKWY  
MCDONOUGH, GA

**Website:** <https://www.henrycountyga.gov/331/Transit-Department>

## Geographic Coverage

**Primary Urbanized/Rural Area** Atlanta, GA  
**Service Area Population** 260,754  
**Service Area Sq. Miles** 324  
**Other Areas Served:**  
 Georgia Non-UZA

## Assets

**Revenue Vehicles** 30  
**Service Vehicles** 2  
**Facilities** 2

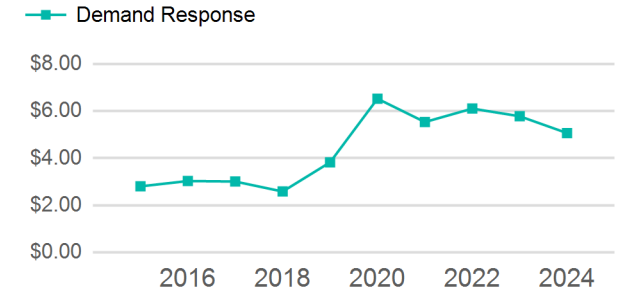
## Service Consumed

**Annual Unlinked Trips (UPT)** 59,428

## Service Supplied

**Annual Vehicle Revenue Miles (VRM)** 607,947  
**Annual Vehicle Revenue Hours (VRH)** 42,885  
**Vehicles Operated in Maximum Service (VOMS)** 30

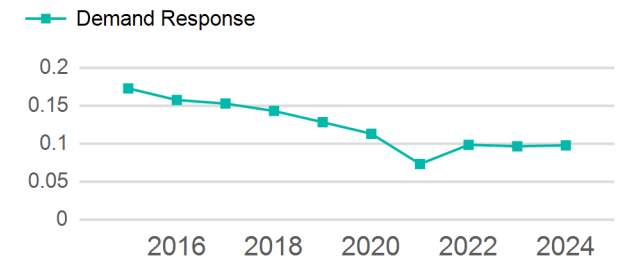
## Operating Expenses per Vehicle Revenue Mile



## Modal Characteristics

Mode	Annual Unlinked Passenger Trips	Directly Operated VOMS	Purchased Transportation VOMS	Annual Vehicle Revenue Miles	Annual Vehicle Revenue Hours
Demand Response	59,428	30	0	607,947	42,885
<b>Total</b>	<b>59,428</b>	<b>30</b>	<b>0</b>	<b>607,947</b>	<b>42,885</b>

## Unlinked Passenger Trip per Vehicle Revenue Mile



Mode	Service Efficiency		Service Effectiveness		
	OE per VRM	OE per VRH	UPT per VRM	UPT per VRH	OE per UPT
Demand Response	\$5.06	\$71.79	0.1	1.4	\$51.81
<b>Total</b>	<b>\$5.06</b>	<b>\$71.79</b>	<b>0.1</b>	<b>1.4</b>	<b>\$51.81</b>

# 2024 Annual Agency Profile - Henry County (NTD ID 40181)

## 2024 Funding Breakdown

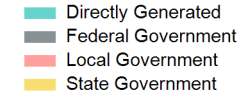
### Summary of Operating Expenses (OE)

Mode	Operating Expenses	Fare Revenues
Demand Response	\$3,078,784	\$97,270
<b>Total</b>	<b>\$3,078,784</b>	<b>\$97,270</b>

### Sources of Operating Funds Expended

Directly Generated	\$373,849
Federal Government	\$315,641
Local Government	\$2,389,294
State Government	\$0
<b>Total Operating Funds Expended</b>	<b>\$3,078,784</b>

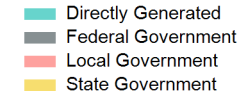
### Operating Funding Sources



### Capital Funding Sources

### Sources of Capital Funds Expended

Directly Generated	\$0
Federal Government	\$0
Local Government	\$0
State Government	\$0
<b>Total Capital Funds Expended</b>	<b>\$0</b>



## 2024 Asset Management

Transit Asset Management (TAM) Tier Tier II

TAM Sponsor NTD ID

### Metrics

Mode	Average Fleet Age in Years
Demand Response	6.6