

# 2024 Annual Agency Profile - City of Jacksonville (NTD ID 40166)

**Mailing Address:** 815 NEW BRIDGE ST  
JACKSONVILLE, NC

**Website:** <http://www.jacksonvillenc.gov/transit>

## Geographic Coverage

**Primary Urbanized/Rural Area** Jacksonville, NC  
**Service Area Population** 72,447  
**Service Area Sq. Miles** 47  
**Other Areas Served:**

## Service Consumed

**Annual Unlinked Trips (UPT)** 90,240

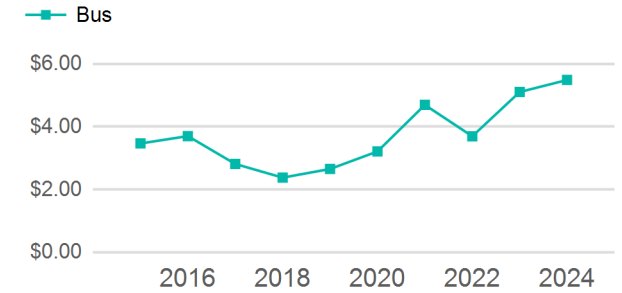
## Assets

**Revenue Vehicles** 16  
**Service Vehicles** 1  
**Facilities** 3

## Service Supplied

**Annual Vehicle Revenue Miles (VRM)** 432,823  
**Annual Vehicle Revenue Hours (VRH)** 25,272  
**Vehicles Operated in Maximum Service (VOMS)** 9

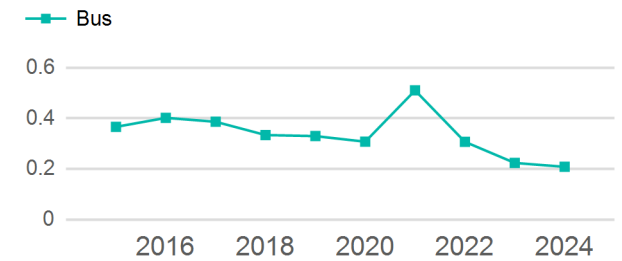
**Operating Expenses per Vehicle Revenue Mile**



## Modal Characteristics

Mode	Annual Unlinked Passenger Trips	Directly Operated VOMS	Purchased Transportation VOMS	Annual Vehicle Revenue Miles	Annual Vehicle Revenue Hours
Bus	90,240	9	0	432,823	25,272
<b>Total</b>	<b>90,240</b>	<b>9</b>	<b>0</b>	<b>432,823</b>	<b>25,272</b>

**Unlinked Passenger Trip per Vehicle Revenue Mile**



## Metrics

### Service Efficiency

### Service Effectiveness

Mode	OE per VRM	OE per VRH	UPT per VRM	UPT per VRH	OE per UPT
Bus	\$5.49	\$93.99	0.2	3.6	\$26.32
<b>Total</b>	<b>\$5.49</b>	<b>\$93.99</b>	<b>0.2</b>	<b>3.6</b>	<b>\$26.32</b>

# 2024 Annual Agency Profile - City of Jacksonville (NTD ID 40166)

## 2024 Funding Breakdown

### Summary of Operating Expenses (OE)

Mode	Operating Expenses	Fare Revenues
Bus	\$2,375,325	\$166,560
<b>Total</b>	<b>\$2,375,325</b>	<b>\$166,560</b>

### Sources of Operating Funds Expended

Directly Generated	\$166,560
Federal Government	\$1,291,497
Local Government	\$735,278
State Government	\$181,990
<b>Total Operating Funds Expended</b>	<b>\$2,375,325</b>

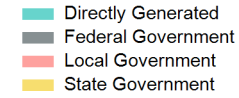
### Operating Funding Sources



### Capital Funding Sources

### Sources of Capital Funds Expended

Directly Generated	\$0
Federal Government	\$0
Local Government	\$0
State Government	\$0
<b>Total Capital Funds Expended</b>	<b>\$0</b>



## 2024 Asset Management

Transit Asset Management (TAM) Tier Tier II

TAM Sponsor NTD ID

### Metrics

Mode	Average Fleet Age in Years
Bus	5.9