

# 2024 Annual Agency Profile - Northwest Alabama Council of Local Governments (NTD ID 40068)

Mailing Address: 103 STUDENT DR  
MUSCLE SHOALS, AL

Website: <http://www.nacolg.org>

## Geographic Coverage

Primary Urbanized/Rural Area Florence, AL  
 Service Area Population 235,793  
 Service Area Sq. Miles 3,250  
 Other Areas Served:  
 Alabama Non-UZA

## Assets

Revenue Vehicles 48  
 Service Vehicles  
 Facilities

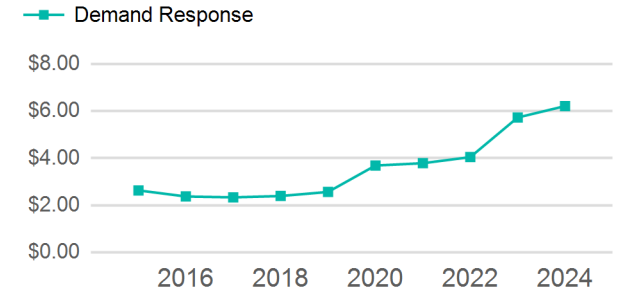
## Service Consumed

Annual Unlinked Trips (UPT) 26,687

## Service Supplied

Annual Vehicle Revenue Miles (VRM) 210,187  
 Annual Vehicle Revenue Hours (VRH) 22,672  
 Vehicles Operated in Maximum Service (VOMS) 14

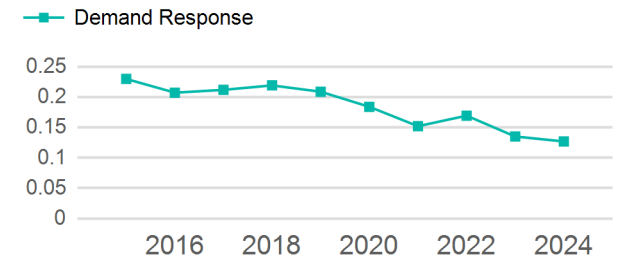
## Operating Expenses per Vehicle Revenue Mile



## Modal Characteristics

Mode	Annual Unlinked Passenger Trips	Directly Operated VOMS	Purchased Transportation VOMS	Annual Vehicle Revenue Miles	Annual Vehicle Revenue Hours
Demand Response	26,687	14	0	210,187	22,672
<b>Total</b>	<b>26,687</b>	<b>14</b>	<b>0</b>	<b>210,187</b>	<b>22,672</b>

## Unlinked Passenger Trip per Vehicle Revenue Mile



Mode	Service Efficiency		Service Effectiveness		
	OE per VRM	OE per VRH	UPT per VRM	UPT per VRH	OE per UPT
Demand Response	\$6.21	\$57.56	0.1	1.2	\$48.90
<b>Total</b>	<b>\$6.21</b>	<b>\$57.56</b>	<b>0.1</b>	<b>1.2</b>	<b>\$48.90</b>

# 2024 Annual Agency Profile - Northwest Alabama Council of Local Governments (NTD ID 40068)

## 2024 Funding Breakdown

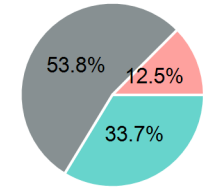
### Summary of Operating Expenses (OE)

Mode	Operating Expenses	Fare Revenues
Demand Response	\$1,305,064	\$87,069
<b>Total</b>	<b>\$1,305,064</b>	<b>\$87,069</b>

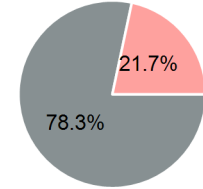
### Sources of Operating Funds Expended

Directly Generated	\$439,958
Federal Government	\$702,532
Local Government	\$162,574
State Government	\$0
<b>Total Operating Funds Expended</b>	<b>\$1,305,064</b>

### Operating Funding Sources



### Capital Funding Sources



### Sources of Capital Funds Expended

Directly Generated	\$0
Federal Government	\$700,379
Local Government	\$193,611
State Government	\$0
<b>Total Capital Funds Expended</b>	<b>\$893,990</b>

## 2024 Asset Management

Transit Asset Management (TAM) Tier Tier II

TAM Sponsor NTD ID

### Metrics

Mode	Average Fleet Age in Years
Demand Response	11.2